

LKO CITY ZONE WISE RESOURCES																
S.no	Zone	No of Wards	No of HH	Est population	Est Qty of waste	No of Auto tippers	LMV Drivers Req for dep	Relievers	Total	LMV Helpers Req for dep	Relievers	Total	No of Rickshaws	Rickshaw Pullers for dep	Relievers	Total
1	Z1	14	59484	297420	149	40	40	7	46	40	7	46	66	66	11	77
2	Z2	12	52763	263815	132	38	38	6	45	38	6	45	41	41	7	48
3	Z3	19	104439	522195	261	92	92	15	107	92	15	107	41	41	7	47
4	Z4	8	52386	261930	131	45	45	7	52	45	7	52	24	24	4	28
5	Z5	10	48248	241240	121	26	26	4	30	26	4	30	76	76	13	88
6	Z6	22	101730	508650	254	27	27	5	32	27	5	32	243	243	40	283
7	Z7	13	81317	406585	203	73	73	12	85	73	12	85	27	27	5	32
8	Z8	12	65182	325910	163	56	56	9	66	56	9	66	30	30	5	35
		110	565549	2827745	1414	397	397	66	463	397	66	463	548	548	91	639

Direct Manpower		
S.no	ITEM	Qty
1	LMV Drivers	463
2	LMV Helpers	463
3	Rickshaw P	639
4	PCTS Maint Team	5
5	HMV DRIVERS	45
6	HMV HELPERS	45
7	PCTS Operators	50
8	Maintenance Team	40
	Indirect manpower	
9	Ward Managers	75
10	Zonal Managers	8
11	Fleet Head	1
12	Workshop I/C	1
13	UCC/KCC Team	2
14	Admin & Support Staff	20
15	IT team	5
16	C&T Operations head	2
17	SPV Head	1
18	PCTS Maintenance I/C	1
		1865

			LKO Zone I - ID 11327					
S.no	Ward no	Ward Name	Ward ID	HH	Est Population	Est Qty of waste	No of Auto tippers Required	No of Rickshaws req
1	78	Gola Ganj Pirjaleel	11338	4925	24625	12	3	7
2	99	Maulvi Ganj Ward	11343	3500	17500	9	1	9
3	55	Babu Banarshi Das Ward	11336	4106	20530	10	3	3
4	66	Mahatma Gandhi Ward	11400	4534	22670	11	3	5
5	21	Hazratganj-Ramtirth Ward	11355	6800	34000	17	7	0
6	24	Lalkunwa	11358	3539	17695	9	2	6
7	27	Vikrmatitya Ward	11361	3975	19875	10	2	8
8	88	Yadunath Sanyal Ward	11340	2880	14400	7	2	4
9	42	Rani Lakshmi Bai Ward	11335	6000	30000	15	5	4
10	33	Ram Mohan Rai	11363	5575	27875	14	4	4
11	44	Jagdish Chandra Bose Ward	11378	3600	18000	9	3	2
12	102	Mashk Ganj Ward	11344	3302	16510	8	1	9
13	84	Basheeratganj- Ganeshganj Ward	11339	3547	17735	9	3	2
14	92	Nazarbag	11341	3201	16005	8	2	4
				<b>59484</b>	<b>297420</b>	<b>149</b>	<b>40</b>	<b>66</b>



S.No	Ward no	Ward Name	No of HH	Total Population	Waste generation @500 gms per head in MT	Tipping Autos	Rickshaw
1	78	Gola Ganj Pirjaleel	4925	24625	12	3	7

Auto I	S.no	Area	No of house holds	Population	Waste	Timing	Transfer station
	1	BAROOD KHANA	950	4750	2	6am TO 11 am	KASIRBAGH PCTS
	2	CHAKBADS ROAD					

Auto II	S.no	Area	No of house holds	Population	Waste	Timing	Transfer station
	1	GUIN ROAD	967	4835	2.4175	6am TO 11am	KASIRBAGH PCTS
	2	GOLAGANJ					
	3	HATA FAKIR MOHD.					

Auto III	S.no	Area	No of house holds	Population	Waste	Timing	Transfer station
	1	PEER JALEEL	959	4795	2	6am TO 11 am	KASIRBAGH PCTS
	2	RIVER BANK COLONY					

Rickshaw-I	S.no	Area	No of house holds	Population	Waste	Timing	Transfer station
	1	TIKYA AZAM BEG	292	1460	0.73	6am to 11am	KASIRBAGH PCTS

Rickshaw-II	S.no	Area	No of house holds	Population	Waste	Timing	Transfer station
	1	PUL JAHU LAL	298	1490	0.745	6am to 11am	KASIRBAGH PCTS

Rickshaw-III	S.no	Area	No of house holds	Population	Waste	Timing	Transfer station
	1	RAM LAL CHAKRWATI	289	1445	0.7225	6am to 11am	KASIRBAGH PCTS

Rickshaw-IV	S.no	Area	No of house holds	Population	Waste	Timing	Transfer station
	1	BULAND BAGH	290	1450	0.725	6am to 11am	KASIRBAGH PCTS

Rickshaw-V	S.no	Area	No of house holds	Population	Waste	Timing	Transfer station
	1	NABI ULLAH ROAD	294	1470	0.735	6am to 11am	KASIRBAGH PCTS

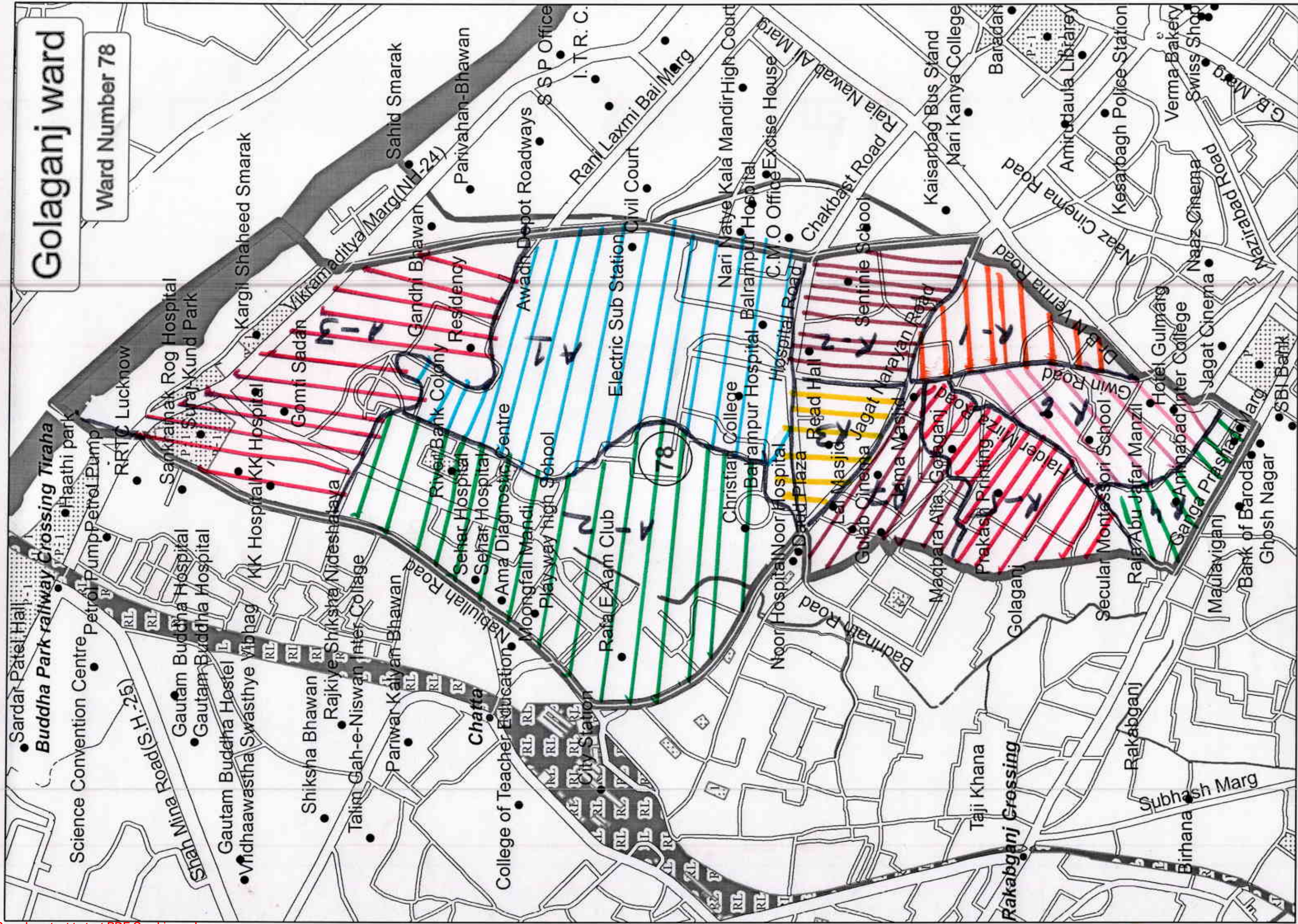
Rickshaw-VI	S.no	Area	No of house holds	Population	Waste	Timing	Transfer station
	1	HAMEED ROAD	280	1400	0.7	6am to 11am	KASIRBAGH PCTS

Rickshaw-VII	S.no	Area	No of house holds	Population	Waste	Timing	Transfer station
	1	B.N VERMA ROAD	306	1530	0.765	6am to 11am	KASIRBAGH PCTS



**Buddha Park railway Crossing Tiraha**

11-25)





S.No	Ward no	Ward Name	No of HH	Total Population	Waste generation @500 gms per head in MT	Tipping Autos	Rickshaw
1	99	Maulvi Ganj Ward	3500	17500	9	1	9

Auto I	S.no	Area	No of house holds	Population	Waste	Timing	Transfer station
	1	AMINABAD	990	4950	2.475	6am TO 11 am	KASIRBAGH PCTS
	2	GUIN GANJ					

Rickshaw-I	S.no	Area	No of house holds	Population	Waste	Timing	Transfer station
	1	GANJA NAWAB KHAN	289	1445	0.7225	6am to 11am	KASIRBAGH PCTS

Rickshaw-II	S.no	Area	No of house holds	Population	Waste	Timing	Transfer station
	1	GANGA PRASAD ROAD	260	1300	0.65	6am to 11am	KASIRBAGH PCTS

Rickshaw-III	S.no	Area	No of house holds	Population	Waste	Timing	Transfer station
	1	GAUS NAGAR	287	1435	0.7175	6am to 11am	KASIRBAGH PCTS

Rickshaw-IV	S.no	Area	No of house holds	Population	Waste	Timing	Transfer station
	1	RASIBATAN	287	1435	0.7175	6am to 11am	KASIRBAGH PCTS

Rickshaw-V	S.no	Area	No of house holds	Population	Waste	Timing	Transfer station
	1	RATHI KHANA	290	1450	0.725	6am to 11am	KASIRBAGH PCTS

Rickshaw-VI	S.no	Area	No of house holds	Population	Waste	Timing	Transfer station
	1	SUBASH NAGAR	284	1420	0.71	6am to 11am	KASIRBAGH PCTS

Rickshaw-VII	S.no	Area	No of house holds	Population	Waste	Timing	Transfer station
	1	TEHRI BAZAR	267	1335	0.6675	6am to 11am	KASIRBAGH PCTS

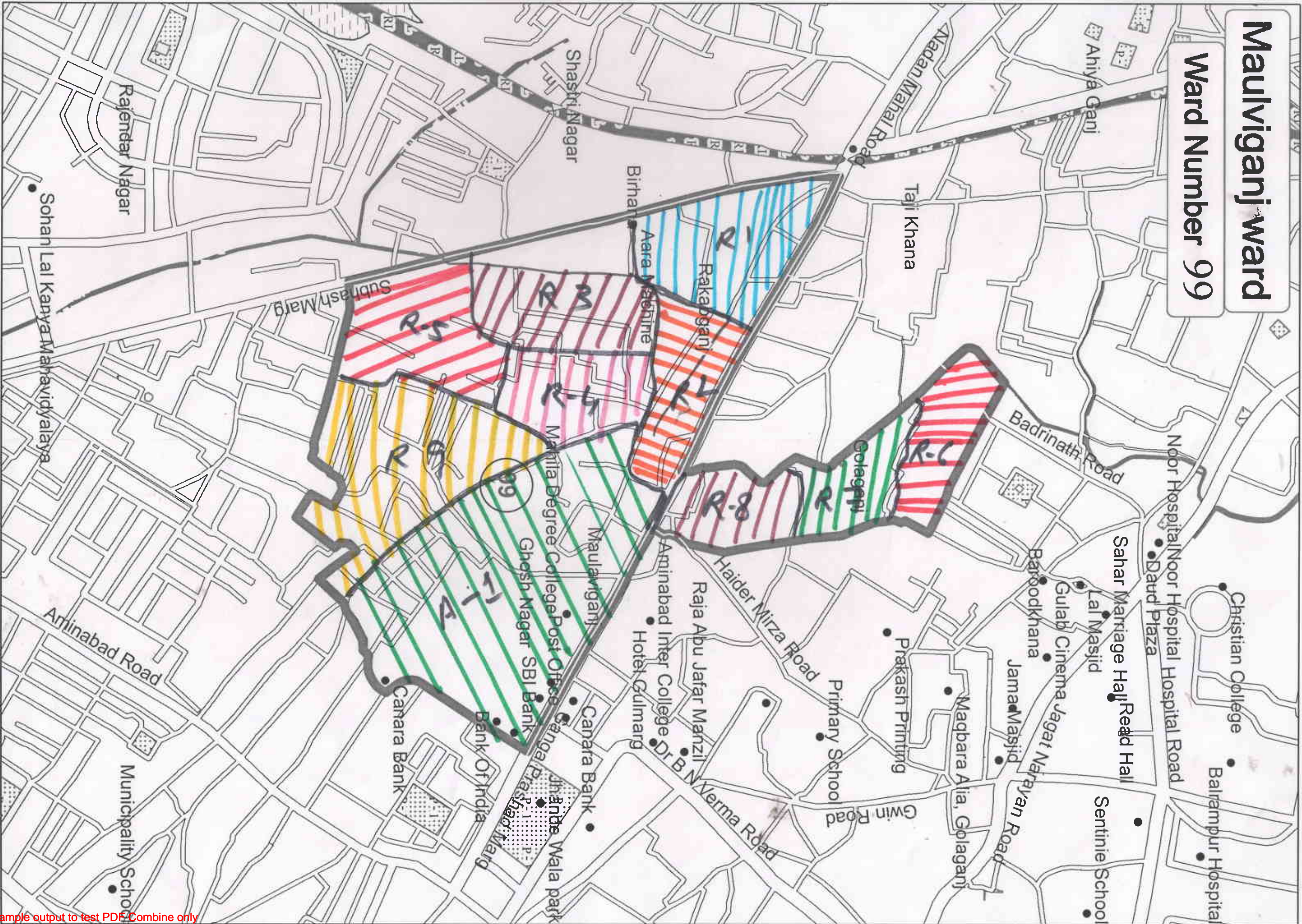
Rickshaw-VIII	S.no	Area	No of house holds	Population	Waste	Timing	Transfer station
	1	PURVE BHIRANA	270	1350	0.675	6am to 11am	KASIRBAGH PCTS

Rickshaw-IX	S.no	Area	No of house holds	Population	Waste	Timing	Transfer station
	1	LASKHRI RAKABGANJ	276	1380	0.69	6am to 11am	KASIRBAGH PCTS



# Maulviganj Ward

Ward Number 99





S.No	Ward no	Ward Name	No of HH	Total Population	Waste generation @500 gms per head in MT	Tipping Autos	Rickshaw
1	55	Babu Banarshi Das Ward	4106	20530	10.3	3	3

Auto I	S.no	Area	No of house holds	Population	Waste	Timing	Transfer station
	1	HATA SURAB KHAN	1078	5390	2.695	6am TO 11am	PURANA QILA PCTS
	2	BAGH ANA BIBI					

Auto II	S.no	Area	No of house holds	Population	Waste	Timing	Transfer station
	1	CANTT. ROAD	1039	5195	2.5975	6am TO 11am	PURANA QILA PCTS
	2	HATA KHAWJA GAUHAR					
	3	KKC/KKV COLONY					

Auto III	S.no	Area	No of house holds	Population	Waste	Timing	Transfer station
	1	PURANA QILA	1025	5125	2.5625	6am TO 11am	PURANA QILA PCTS
	2	UDAY GANG					

Rickshaw-I	S.no	Area	No of house holds	Population	Waste	Timing	Transfer station
	1	CHITYAPUR	310	1550	0.775	6am TO 11am	PURANA QILA PCTS

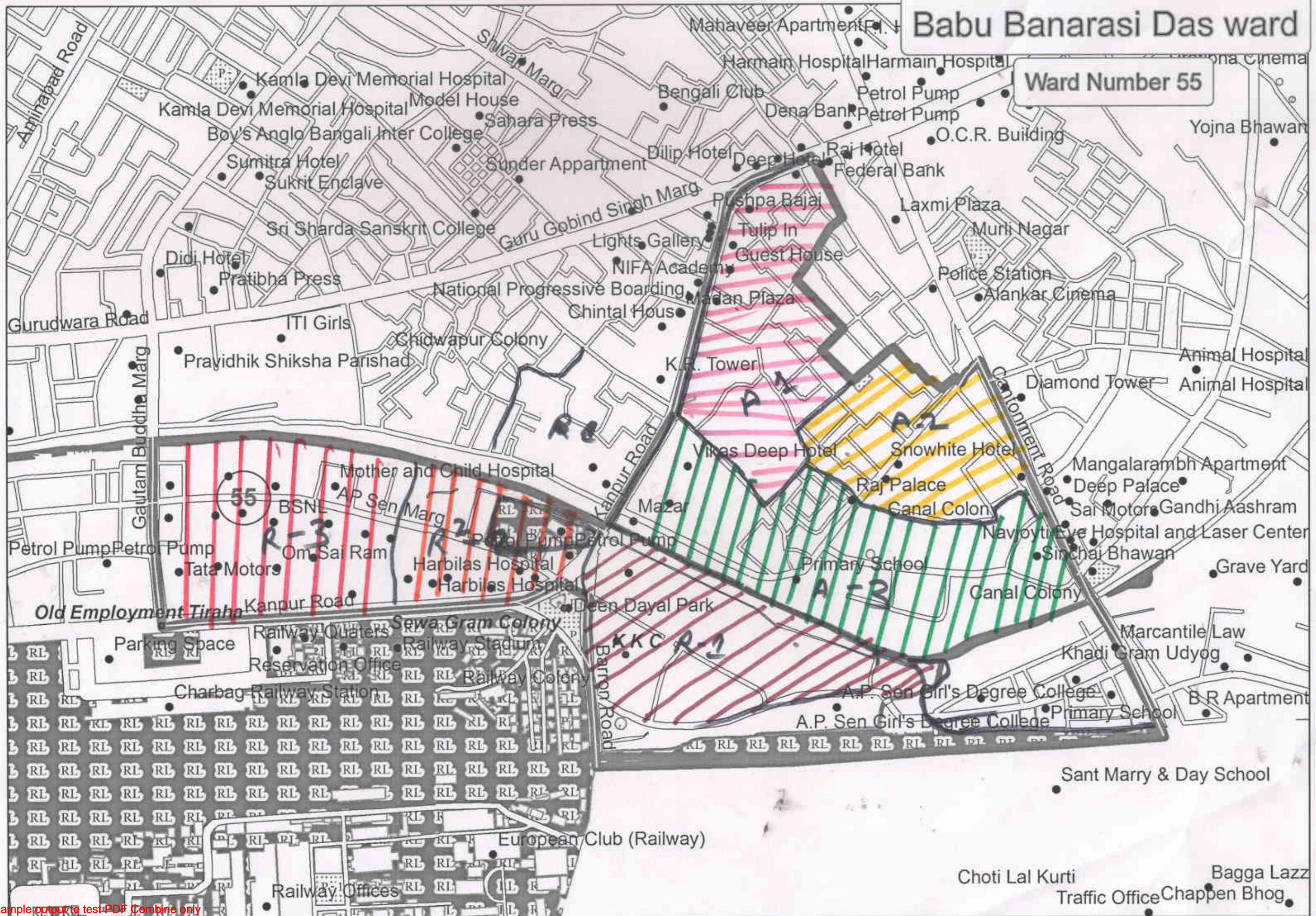
Rickshaw-II	S.no	Area	No of house holds	Population	Waste	Timing	Transfer station
	1	SHUTUR KHANA	320	1600	0.8	6am TO 11am	PURANA QILA PCTS

Rickshaw-III	S.no	Area	No of house holds	Population	Waste	Timing	Transfer station
	1	VEER NAGAR	334	1670	0.835	6am TO 11am	PURANA QILA PCTS



# Babu Banarasi Das ward

Ward Number 55





S.No	Ward no	Ward Name	No of HH	Total Population	Waste generation @500 gms per head in MT	Tipping Autos	Rickshaw
1	66	Mahatma Gandhi Ward	4534	22670	11.3	3	5

Auto I	S.no	Area	No of house holds	Population	Waste	Timing	Transfer station
	1	HUSAINGANJ	1024	5120	2.56	6am TO 11AM	HEWETTE ROAD
	2	CANTT. RD.					

Auto II	S.no	Area	No of house holds	Population	Waste	Timing	Transfer station
	1	BRAF KHANA	1045	5225	2.6125	6am TO 11AM	HEWETTE ROAD
	2	BANIYA MOHALLA					

Auto III	S.no	Area	No of house holds	Population	Waste	Timing	Transfer station
	1	SAROJANI NADU MARG	1042	5210	2.605	6am TO 11AM	HEWETTE ROAD

Rickshaw-I	S.no	Area	No of house holds	Population	Waste	Timing	Transfer station
	1	JAY NARAYAN ROAD	306	1530	0.765	6am TO 11AM	HEWETTE ROAD

Rickshaw-II	S.no	Area	No of house holds	Population	Waste	Timing	Transfer station
	1	KABIR MARG	300	1500	0.75	6am TO 11AM	HEWETTE ROAD

Rickshaw-III	S.no	Area	No of house holds	Population	Waste	Timing	Transfer station
	1	KHANDARI PURVA	290	1450	0.725	6am TO 11AM	HEWETTE ROAD

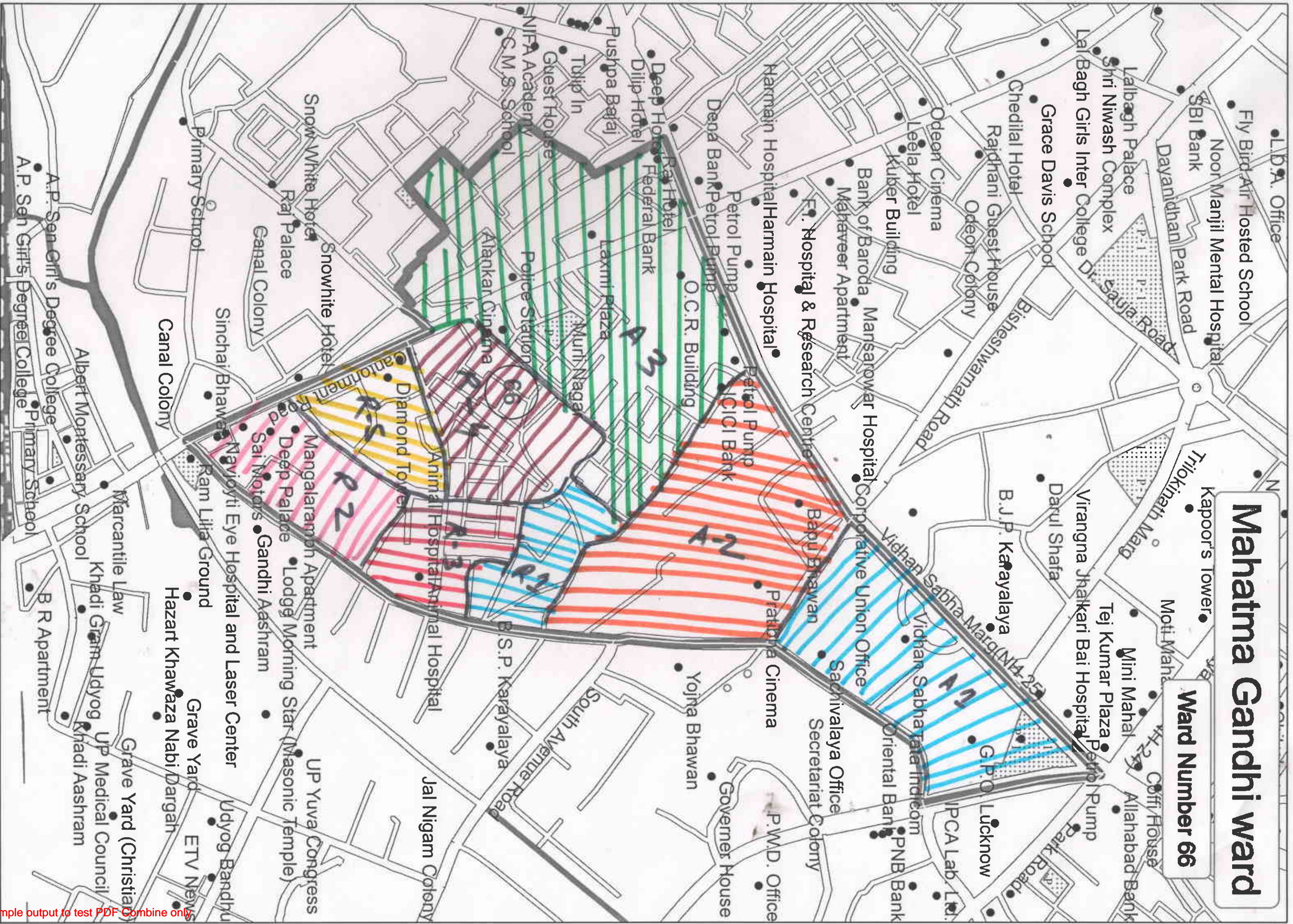
Rickshaw-IV	S.no	Area	No of house holds	Population	Waste	Timing	Transfer station
	1	KURMI TOLA	287	1435	0.7175	6am TO 11AM	HEWETTE ROAD

Rickshaw-V	S.no	Area	No of house holds	Population	Waste	Timing	Transfer station
	1	MURLI NAGAR	240	1200	0.6	6am TO 11AM	HEWETTE ROAD



# Mahatma Gandhi ward

Ward Number 66





S.No	Ward no	Ward Name	No of HH	Total Population	Waste generation @500 gms per head in MT	Tipping Autos	Rickshaw
1	21	Hazratganj-Ramtirth Ward	6800	34000	17.0	7	0

Auto I	S.no	Area	No of house holds	Population	Waste	Timing	Transfer station
	1	SHAHNAJAF	990	4950	2.475	6am TO 11am	ZOO PCTS
	2	RANAPRATAP MARG					
	3	SAPRU MARG					

Auto II	S.no	Area	No of house holds	Population	Waste	Timing	Transfer station
	1	HALWASIYA MARKET	980	4900	2.45	6am TO 11am	ZOO PCTS
	2	HAZRATGANJ					
	3	JANPATH MARKET					

Auto III	S.no	Area	No of house holds	Population	Waste	Timing	Transfer station
	1	NAHRI	968	4840	2.42	6am TO 11am	ZOO PCTS
	2	PARK ROAD					
	3	RAMTHRAT MARG					

Auto IV	S.no	Area	No of house holds	Population	Waste	Timing	Transfer station
	1	LALBAGH	980	4900	2.45	6am TO 11am	ZOO PCTS
	2	TILAK MARG					

Auto V	S.no	Area	No of house holds	Population	Waste	Timing	Transfer station
	1	LAPLACE	992	4960	2.48	6am TO 11am	ZOO PCTS
	2	M.G MARG					
	3	MAQBARA					

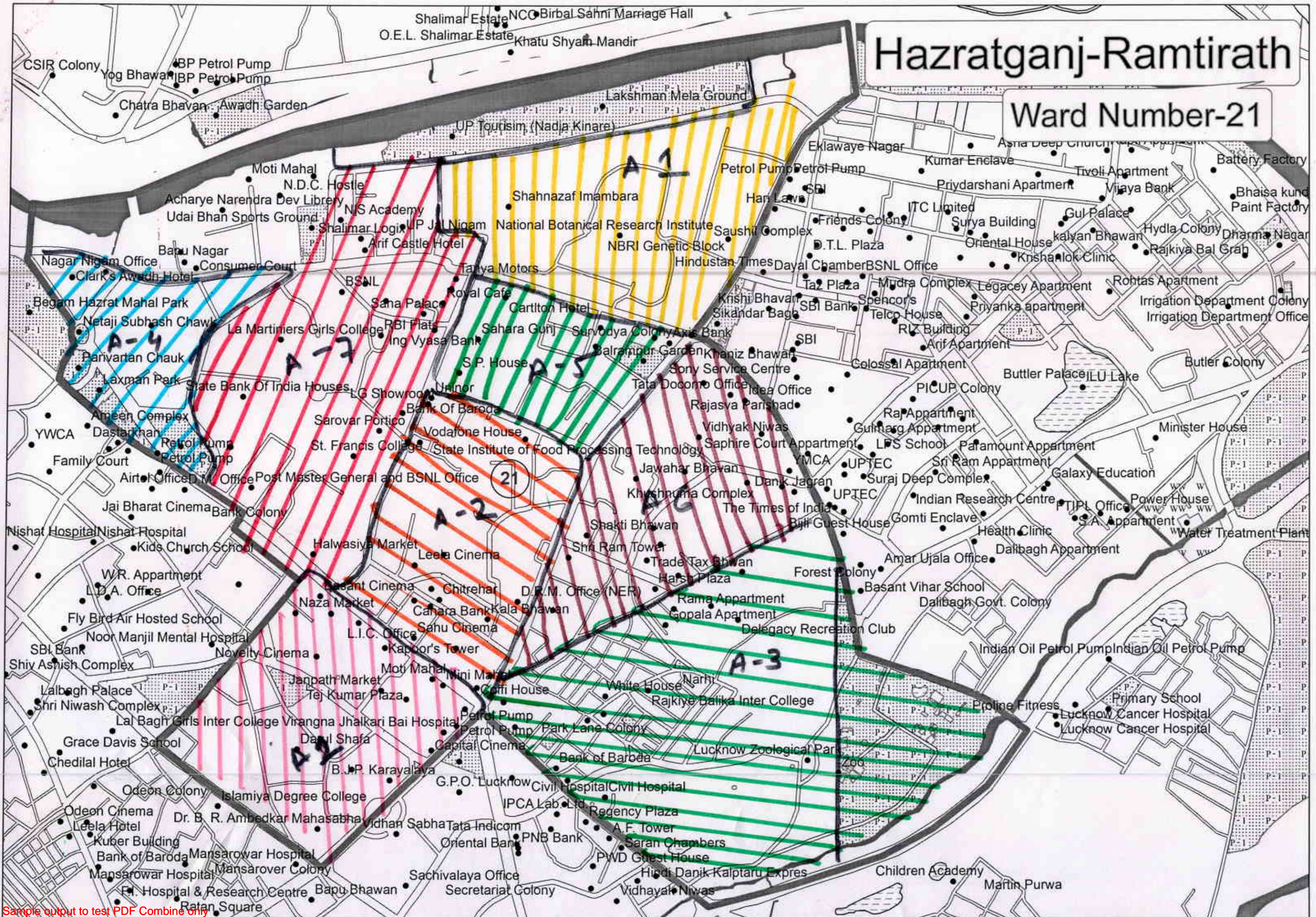
Auto VI	S.no	Area	No of house holds	Population	Waste	Timing	Transfer station
	1	ASHOK MARG	980	4900	2.45	6am TO 11am	ZOO PCTS
	2	VALMIKI MARG					
	3	BILDARI LANE					

Auto VII	S.no	Area	No of house holds	Population	Waste	Timing	Transfer station
	1	MERABAI MARG	910	4550	2.275	6am TO 11am	ZOO PCTS
	2	MIRZAPURVA					
	3	VIDHANSABHA MARG					



## Hazratganj-Ramtirath

Ward Number-21





S.No	Ward no	Ward Name	No of HH	Total Population	Waste generation @500 gms per head in MT	Tipping Autos	Rickshaw
1	24	Lalkunwa	3539	17695	8.8	2	6

Auto I	S.no	Area	No of house holds	Population	Waste	Timing	Transfer station
	1	LALKUNWA	980	4900	2.45	6am TO 11am	PURANA QILA

Auto II	S.no	Area	No of house holds	Population	Waste	Timing	Transfer station
	1	GAUTAM BHUD MARG	990	4950	2.475	6am TO 11am	PURANA QILA
	2	ASHOK MARG					

Rickshaw-I	S.no	Area	No of house holds	Population	Waste	Timing	Transfer station
	1	CHITYAPUR	280	1400	0.7	6am TO 11am	PURANA QILA

Rickshaw-II	S.no	Area	No of house holds	Population	Waste	Timing	Transfer station
	1	HATA RASOOL KHAN	289	1445	0.7225	6am TO 11am	PURANA QILA

Rickshaw-III	S.no	Area	No of house holds	Population	Waste	Timing	Transfer station
	1	GURU GOVIND SINGH	270	1350	0.675	6am TO 11am	PURANA QILA

Rickshaw-IV	S.no	Area	No of house holds	Population	Waste	Timing	Transfer station
	1	GHARIYA RASOOL	290	1450	0.725	6am TO 11am	PURANA QILA

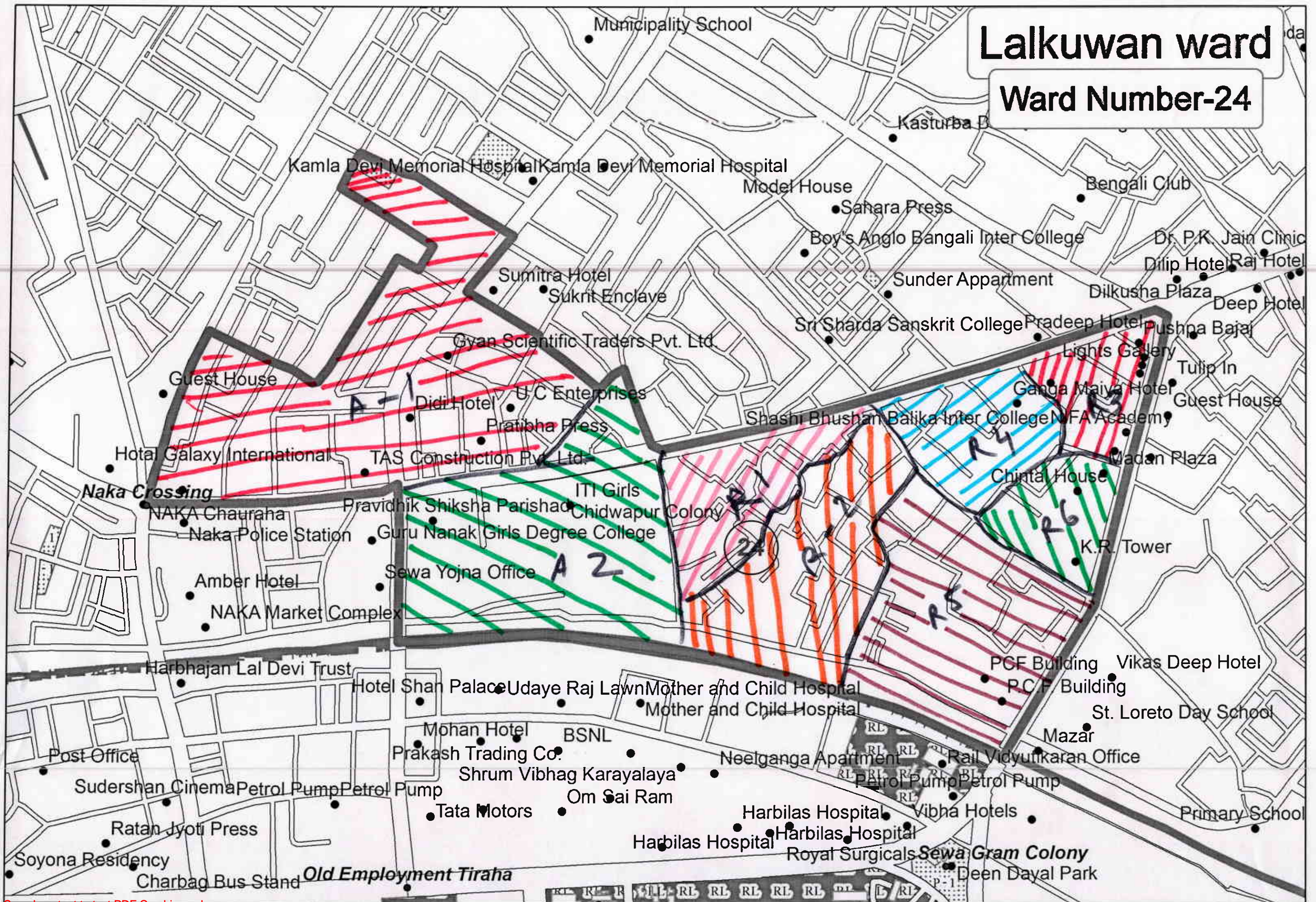
Rickshaw-V	S.no	Area	No of house holds	Population	Waste	Timing	Transfer station
	1	LOHIYA NAGAR	260	1300	0.65	6am TO 11am	PURANA QILA

Rickshaw-VI	S.no	Area	No of house holds	Population	Waste	Timing	Transfer station
	1	RAMPAL AHAKRI MARG	180	900	0.45	6am TO 11am	PURANA QILA



## da

2





S.No	Ward no	Ward Name	No of HH	Total Population	Waste generation @500 gms per head in MT	Tipping Autos	Rickshaw
1	27	Vikramaditya Ward	3975	19875	9.9	2	8

Auto I	S.no	Area	No of house holds	Population	Waste	Timing	Transfer station
	1	CANTT. ROAD	980	4900	2.45	6am TO 11am	PURANA QILA
	2	JIAMAU					

Auto II	S.no	Area	No of house holds	Population	Waste	Timing	Transfer station
	1	MALL AVENU	960	4800	2.4	6am TO 11am	PURANA QILA
	2	VIKRAMADIT MARG					

Rickshaw-I	S.no	Area	No of house holds	Population	Waste	Timing	Transfer station
	1	ABADI KABRUSTIAN	290	1450	0.725	6am TO 11am	PURANA QILA

Rickshaw-II	S.no	Area	No of house holds	Population	Waste	Timing	Transfer station
	1	KHAM ROAD	245	1225	0.6125	6am TO 11am	PURANA QILA

Rickshaw-III	S.no	Area	No of house holds	Population	Waste	Timing	Transfer station
	1	JANJLI GANJ	266	1330	0.665	6am TO 11am	PURANA QILA

Rickshaw-IV	S.no	Area	No of house holds	Population	Waste	Timing	Transfer station
	1	M.A. PURVA	287	1435	0.7175	6am TO 11am	PURANA QILA

Rickshaw-V	S.no	Area	No of house holds	Population	Waste	Timing	Transfer station
	1	MANAS NAGAR	250	1250	0.625	6am TO 11am	PURANA QILA

Rickshaw-VI	S.no	Area	No of house holds	Population	Waste	Timing	Transfer station
	1	MARTIN PURVA	256	1280	0.64	6am TO 11am	PURANA QILA

Rickshaw-VII	S.no	Area	No of house holds	Population	Waste	Timing	Transfer station
	1	PIPRA HAT	278	1390	0.695	6am TO 11am	PURANA QILA

Rickshaw- VIII	S.no	Area	No of house holds	Population	Waste	Timing	Transfer station
	1	VEER PUR	163	815	0.4075	6am TO 11am	PURANA QILA



Ward Number-27





S.No	Ward no	Ward Name	No of HH	Total Population	Waste generation @500 gms per head in MT	Tipping Autos	Rickshaw
1	88	Yadunath Sanyal Ward	2880	14400	7.2	2	4

Auto I	S.no	Area	No of house holds	Population	Waste	Timing	Transfer station
	1	MODEL HOUSE	990	4950	2.475	6AM TO 11AM	BAS MANDI PCTS

Auto II	S.no	Area	No of house holds	Population	Waste	Timing	Transfer station
	1	SAFDAR GANJ	980	4900	2.45	6AM TO 11AM	BAS MANDI PCTS
	2	SHIVAJI MARG					

Rickshaw-I	S.no	Area	No of house holds	Population	Waste	Timing	Transfer station
	1	SHUTAR KHANA	259	1295	0.6475	6AM TO 11AM	BAS MANDI PCTS

Rickshaw-II	S.no	Area	No of house holds	Population	Waste	Timing	Transfer station
	1	JURANI TOLA	245	1225	0.6125	6AM TO 11AM	BAS MANDI PCTS

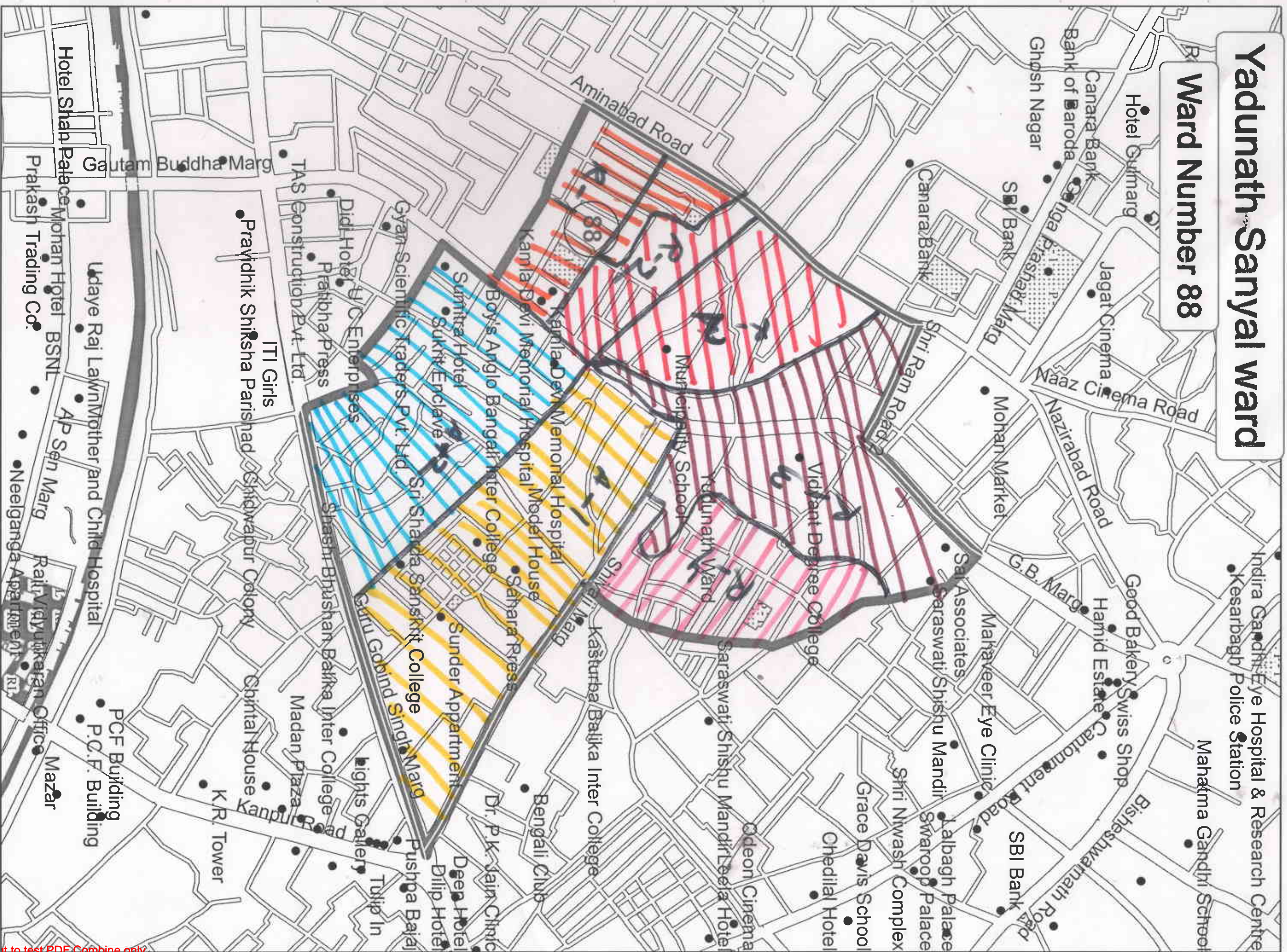
Rickshaw-III	S.no	Area	No of house holds	Population	Waste	Timing	Transfer station
	1	SUNDAR BAGH	210	1050	0.525	6AM TO 11AM	BAS MANDI PCTS

Rickshaw-IV	S.no	Area	No of house holds	Population	Waste	Timing	Transfer station
	1	YADUNATH SANIYAL	196	980	0.49	6AM TO 11AM	BAS MANDI PCTS



# Yadunath Sanyal ward

Ward Number 88





S.No	Ward no	Ward Name	No of HH	Total Population	Waste generation @500 gms per head in MT	Tipping Autos	Rickshaw
1	42	Rani Lakshmi Bai Ward	6000	30000	15.0	5	4

Auto I	S.no	Area	No of house holds	Population	Waste	Timing	Transfer station
	1	AMINABAD	1000	5000	2.5	6AM TO 11AM	BAS MANDI PCTS

Auto II	S.no	Area	No of house holds	Population	Waste	Timing	Transfer station
	1	OLD NAZIRABAD	990	4950	2.475	6AM TO 11AM	BAS MANDI PCTS
	2	AMIRUDAULA PARK					

Auto III	S.no	Area	No of house holds	Population	Waste	Timing	Transfer station
	1	GARBAL JHALA	960	4800	2.4	6AM TO 11AM	BAS MANDI PCTS

Auto IV	S.no	Area	No of house holds	Population	Waste	Timing	Transfer station
	1	NEW NAZIRABAD	980	4900	2.45	6AM TO 11AM	KASIRBAGH PCTS
	2	KAISARBAD					

Auto V	S.no	Area	No of house holds	Population	Waste	Timing	Transfer station
	1	NAAZ CENIMA	970	4850	2.425	6AM TO 11AM	BAS MANDI PCTS
	2	PURANI CHARIYA					

Rickshaw-I	S.no	Area	No of house holds	Population	Waste	Timing	Transfer station
	1	GANNA WALI GALI	290	1450	0.725	6AM TO 11AM	BAS MANDI PCTS

Rickshaw-II	S.no	Area	No of house holds	Population	Waste	Timing	Transfer station
	1	GAUTHAM BHUDH MARG	278	1390	0.695	6AM TO 11AM	BAS MANDI PCTS

Rickshaw-III	S.no	Area	No of house holds	Population	Waste	Timing	Transfer station
	1	B.N.ROAD	280	1400	0.7	6AM TO 11AM	BAS MANDI PCTS

Rickshaw-IV	S.no	Area	No of house holds	Population	Waste	Timing	Transfer station
	1	KHAYALI GANJ	252	1260	0.63	6AM TO 11AM	BAS MANDI PCTS







S.No	Ward no	Ward Name	No of HH	Total Population	Waste generation @500 gms per head in MT	Tipping Autos	Rickshaw
1	33	Ram Mohan Rai	5575	27875	13.9	4	4

Auto I	S.no	Area	No of house holds	Population	Waste	Timing	Transfer station
	1	DALIBAGH	1087	5435	2.7175	6 AM TO 11 AM	ZOO PCTS

Auto II	S.no	Area	No of house holds	Population	Waste	Timing	Transfer station
	1	GOKHLE MARG	1085	5425	2.7125	6 AM TO 11 AM	ZOO PCTS
	2	JOPLING ROAD					

Auto III	S.no	Area	No of house holds	Population	Waste	Timing	Transfer station
	1	BUTLER ROAD	1065	5325	2.6625	6 AM TO 11 AM	ZOO PCTS
	2	WAZEER HASAN ROAD					

Auto IV	S.no	Area	No of house holds	Population	Waste	Timing	Transfer station
	1	ASHOK MARG	1045	5225	2.6125	6 AM TO 11 AM	ZOO PCTS
	2	RANA PRATAP MARG					

Rickshaw-I	S.no	Area	No of house holds	Population	Waste	Timing	Transfer station
	1	MADAN MOHAN MALVIYA	325	1625	0.8125	6 AM TO 11 AM	ZOO PCTS

Rickshaw-II	S.no	Area	No of house holds	Population	Waste	Timing	Transfer station
	1	LAJPAT RAI MARG	320	1600	0.8	6 AM TO 11 AM	ZOO PCTS

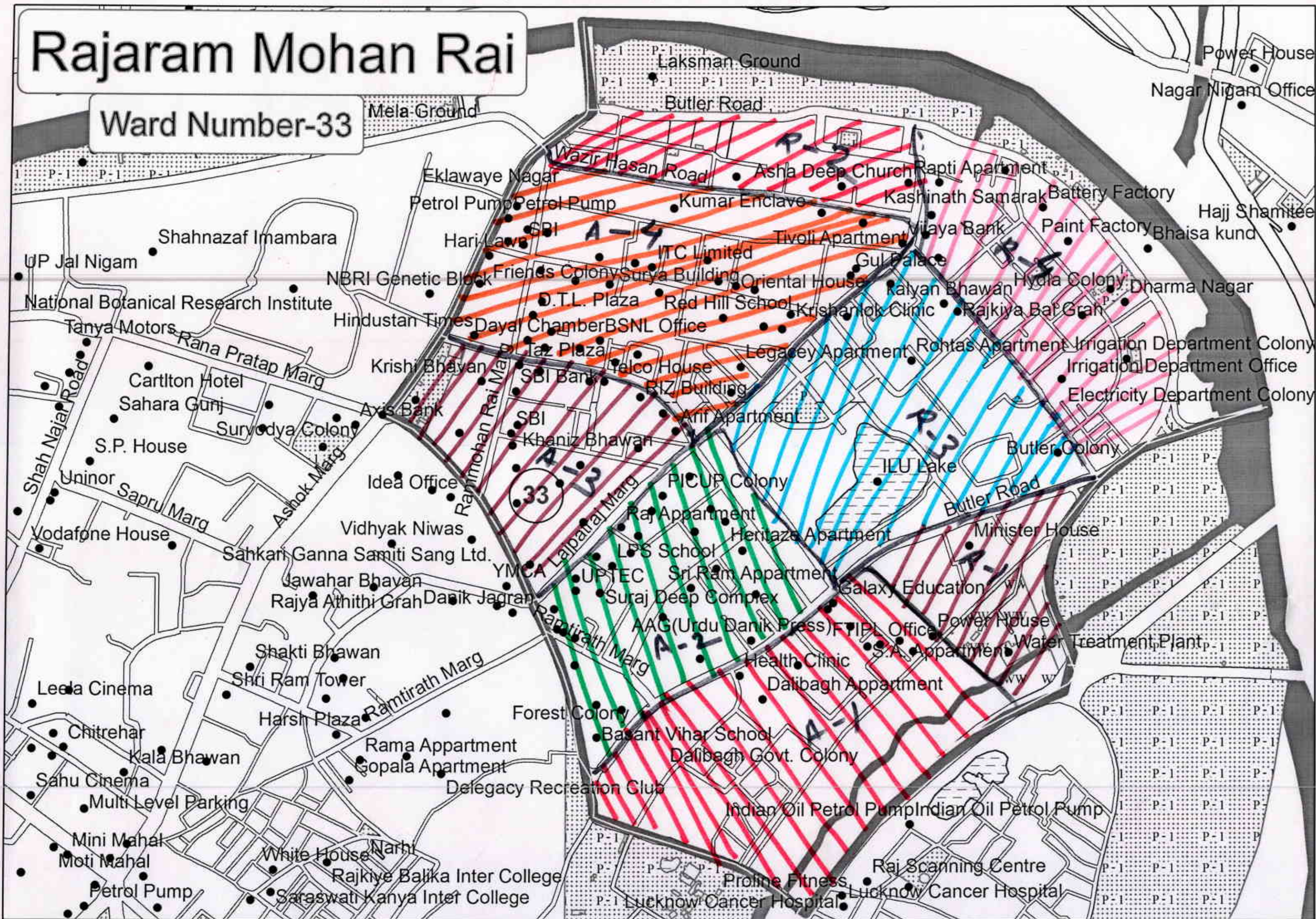
Rickshaw-III	S.no	Area	No of house holds	Population	Waste	Timing	Transfer station
	1	TILAK MARG	321	1605	0.8025	6 AM TO 11 AM	ZOO PCTS

Rickshaw-IV	S.no	Area	No of house holds	Population	Waste	Timing	Transfer station
	1	NEW VERY ROAD	327	1635	0.8175	6 AM TO 11 AM	ZOO PCTS



# Rajaram Mohan Rai

Ward Number-33





S.No	Ward no	Ward Name	No of HH	Total Population	Waste generation @500 gms per head in MT	Tipping Autos	Rickshaw
1	44	Jagdish Chandra Bose Ward	3600	18000	9.0	3	2

Auto I	S.no	Area	No of house holds	Population	Waste	Timing	Transfer station
	1	HATA GANI KHAN	985	4925	2.4625	6 AM TO 11 AM	LUCKNOW CLUB PCTS
	2	B.N. ROAD					
	3	BAGH MUNNU					

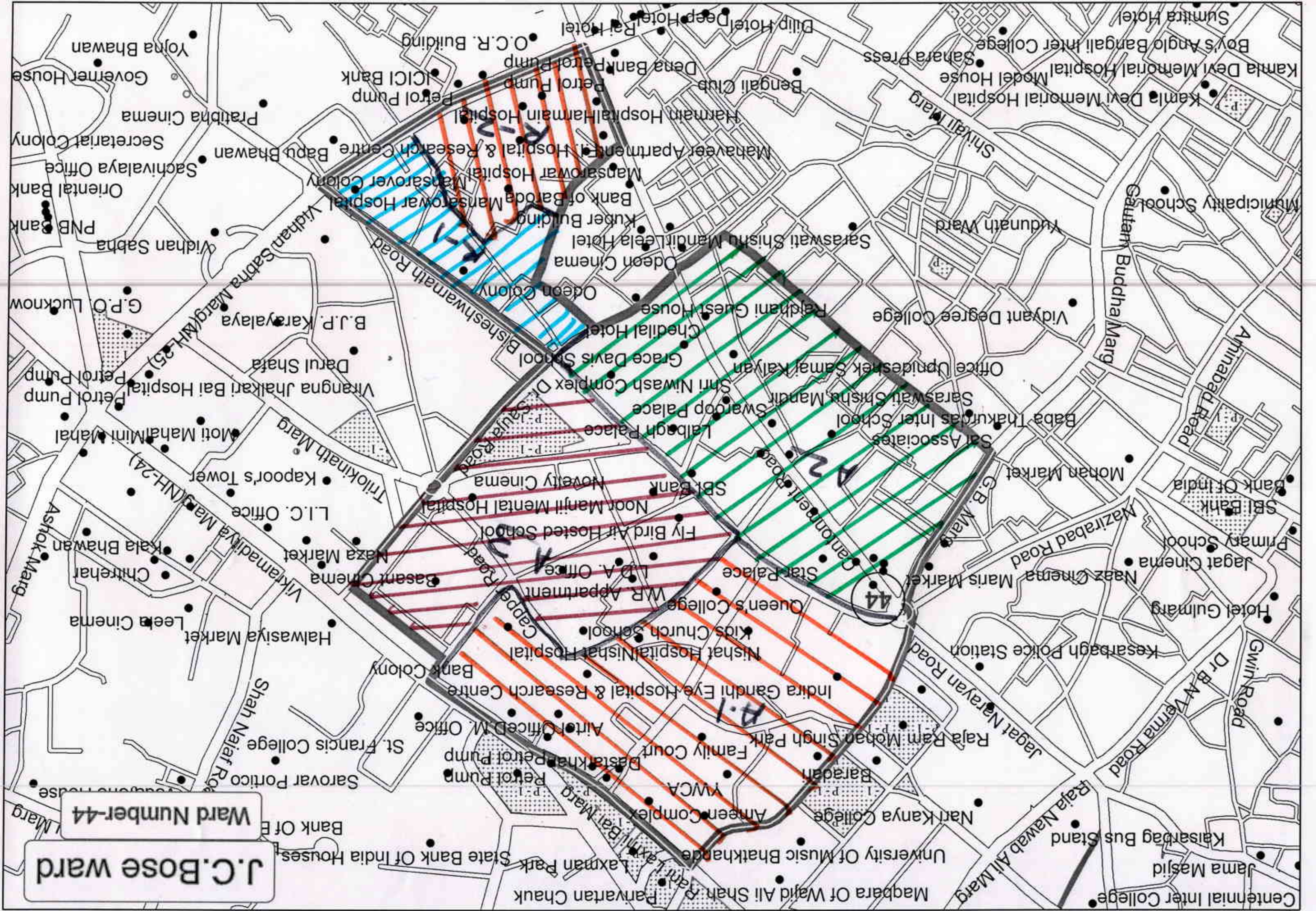
Auto II	S.no	Area	No of house holds	Population	Waste	Timing	Transfer station
	1	CHINA BAZAR	995	4975	2.4875	6 AM TO 11 AM	LUCKNOW CLUB PCTS
	2	CANTT ROAD					
	3	J.C. BOSE MARG					

Auto III	S.no	Area	No of house holds	Population	Waste	Timing	Transfer station
	1	RAKABGANJ	1045	5225	2.6125	6 AM TO 11 AM	LUCKNOW CLUB PCTS

Rickshaw-I	S.no	Area	No of house holds	Population	Waste	Timing	Transfer station
	1	JAMMUR KHANA	280	1400	0.7	6 AM TO 11 AM	LUCKNOW CLUB PCTS

Rickshaw-II	S.no	Area	No of house holds	Population	Waste	Timing	Transfer station
	1	GHASIYARI MANDI	295	1475	0.7375	6 AM TO 11 AM	LUCKNOW CLUB PCTS





J.C. Bose ward

Ward Number-44



S.No	Ward no	Ward Name	No of HH	Total Population	Waste generation @500 gms per head in MT	Tipping Autos	Rickshaw
1	102	Mashk Ganj Ward	3302	16510	8.3	1	9

Auto I	S.no	Area	No of house holds	Population	Waste	Timing	Transfer station
		MURG KHANA	980	4900	2.45	6 AM TO 11 AM	QAISERBAGH
		ASTABAL CHARBAGH					

Rickshaw-I	S.no	Area	No of house holds	Population	Waste	Timing	Transfer station
		BAGH SHER JANG	250	1250	0.625	6 AM TO 11 AM	QAISERBAGH

Rickshaw-II	S.no	Area	No of house holds	Population	Waste	Timing	Transfer station
		CHIKMANDI	265	1325	0.6625	6 AM TO 11 AM	QAISERBAGH

Rickshaw-III	S.no	Area	No of house holds	Population	Waste	Timing	Transfer station
		MALLAHI TOLA	235	1175	0.5875	6 AM TO 11 AM	QAISERBAGH

Rickshaw-IV	S.no	Area	No of house holds	Population	Waste	Timing	Transfer station
		MASHAGANJ	245	1225	0.6125	6 AM TO 11 AM	QAISERBAGH

Rickshaw-V	S.no	Area	No of house holds	Population	Waste	Timing	Transfer station
		FARRASH KHANA	255	1275	0.6375	6 AM TO 11 AM	QAISERBAGH

Rickshaw-VI	S.no	Area	No of house holds	Population	Waste	Timing	Transfer station
	1	KHATA DURGA PRASAD	265	1325	0.6625	6 AM TO 11 AM	QAISERBAGH

Rickshaw-VII	S.no	Area	No of house holds	Population	Waste	Timing	Transfer station
	1	KHATRI TOLA	275	1375	0.6875	6 AM TO 11 AM	QAISERBAGH

Rickshaw-VIII	S.no	Area	No of house holds	Population	Waste	Timing	Transfer station
	1	SUBHASH NAGAR	265	1325	0.6625	6 AM TO 11 AM	QAISERBAGH

Rickshaw-IX	S.no	Area	No of house holds	Population	Waste	Timing	Transfer station
	1	TAJI KHANA	267	1335	0.6675	6 AM TO 11 AM	QAISERBAGH



# Mashakganj-Wazirganj ward

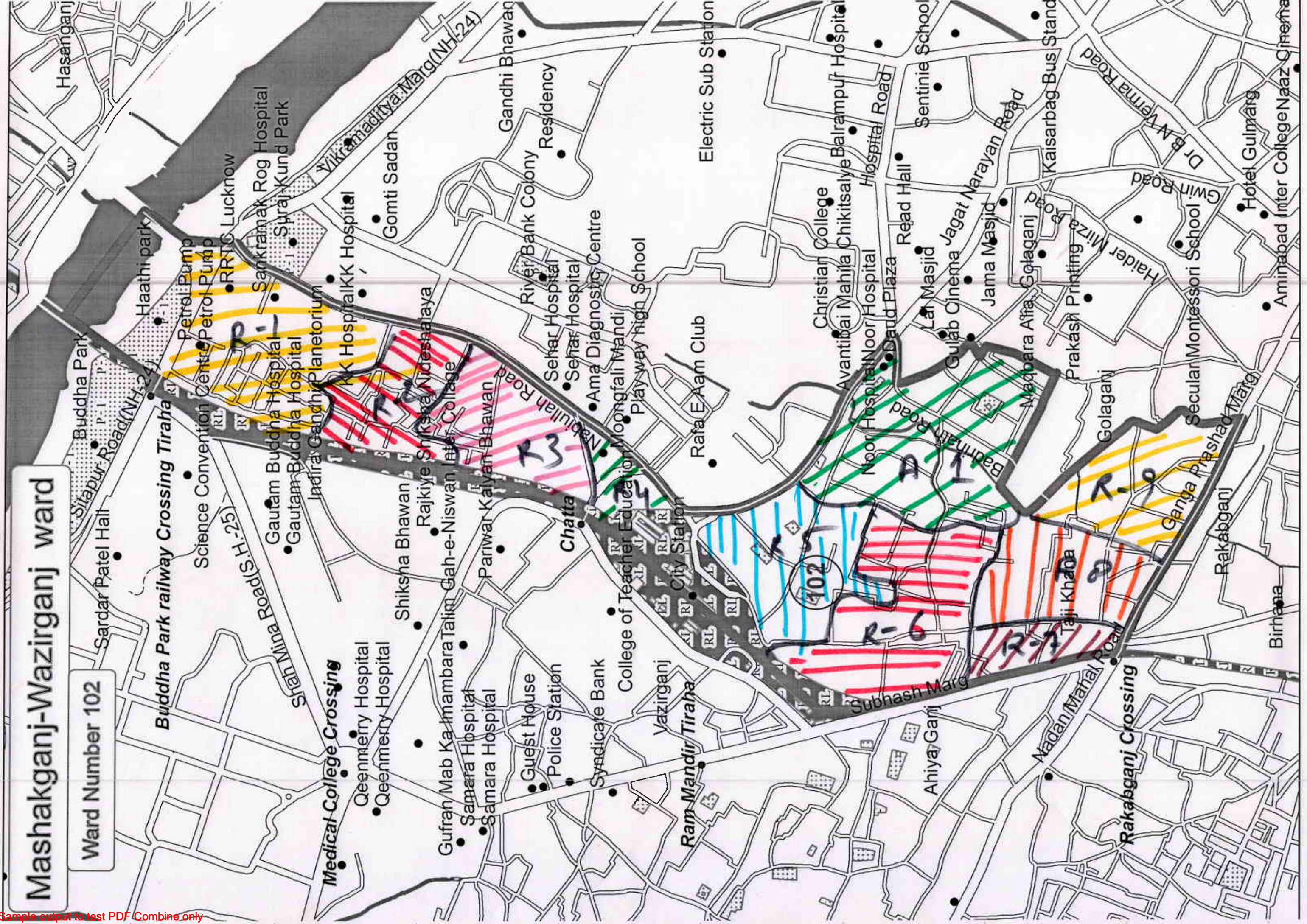
Ward Number 102

Buddha Park railway Crossing Tiraha

Medical College Crossing

Ram-Mandir Tiraha

Rakabganj Crossing





S.No	Ward no	Ward Name	No of HH	Total Population	Waste generation @500 gms per head in MT	Tipping Autos	Rickshaw
1	84	Basheeratganj- Ganesh	3547	17735	8.9	3	2

	S.no	Area	No of house holds	Population	Waste	Timing	Transfer station
Auto I	1	NAKA HINDOLA	1000	5000	2.5	6 AM TO 11 AM	BASMANDI PCTS
	2	NAKA FATEHGANJ					

	S.no	Area	No of house holds	Population	Waste	Timing	Transfer station
Auto II	1	MAWAYA GANESHGANJ	1000	5000	2.5	6 AM TO 11 AM	BASMANDI PCTS
	2	GURUDWARA ROAD					

	S.no	Area	No of house holds	Population	Waste	Timing	Transfer station
Auto III	1	BASMANDI	995	4975	2.4875	6 AM TO 11 AM	BASMANDI PCTS
	2	ARYA SAMAJ MANDIR					

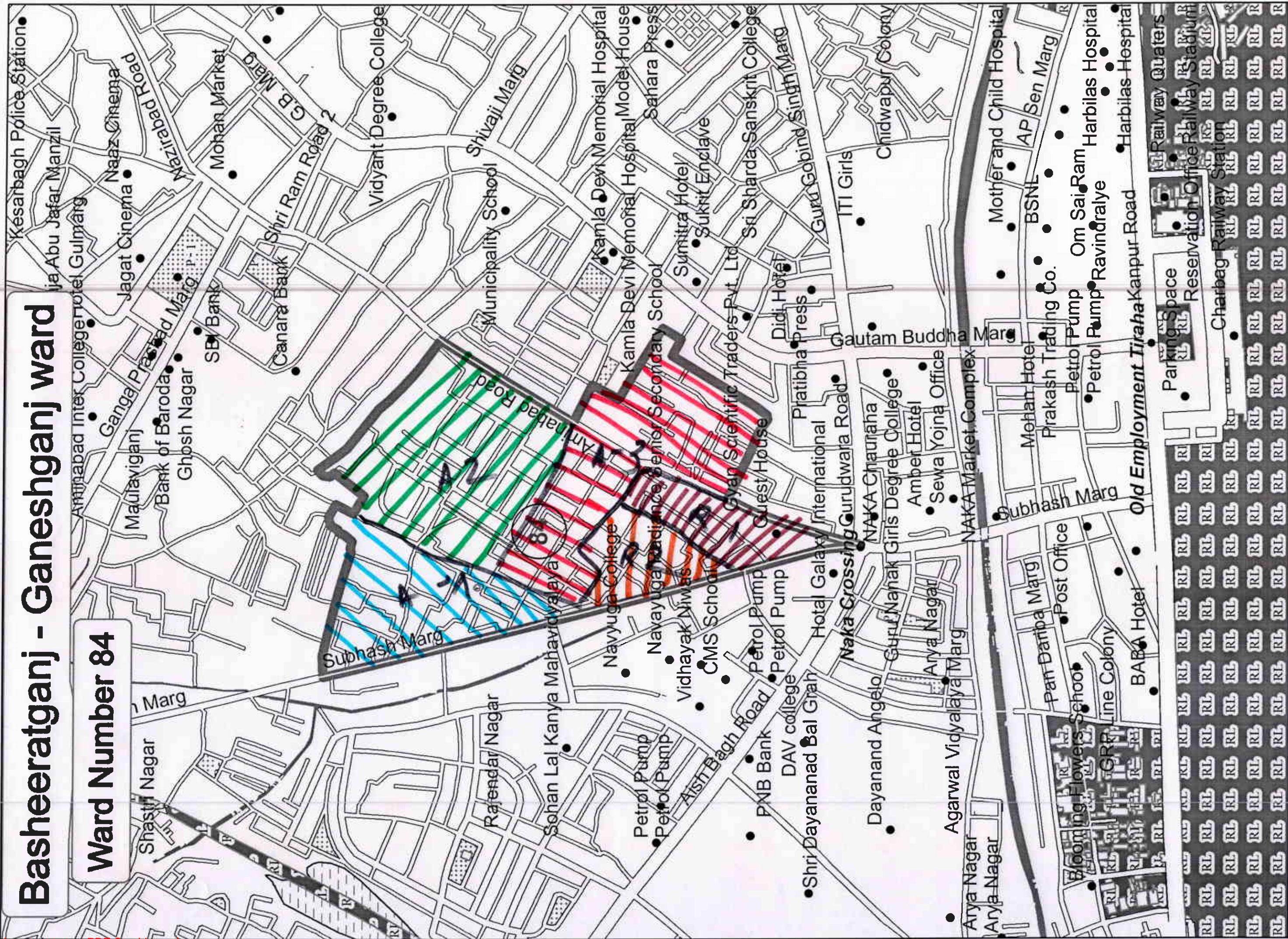
	S.no	Area	No of house holds	Population	Waste	Timing	Transfer station
Rickshaw-I	1	FATEHGANJ	265	1325	0.6625	6 AM TO 11 AM	BASMANDI PCTS

	S.no	Area	No of house holds	Population	Waste	Timing	Transfer station
Rickshaw-II		PURANA GANESH GANJ	287	1435	0.7175	6 AM TO 11 AM	BASMANDI PCTS



# Basheeratganj - Ganeshganj ward

Ward Number 84





S.No	Ward no	Ward Name	No of HH	Total Population	Waste generation @500 gms per head in MT	Tipping Autos	Rickshaw
1	92	Nazarbag	3201	16005	8.0	2	4

	S.no	Area	No of house holds	Population	Waste	Timing	Transfer station
Auto I	1	VIDHANSABHA MARG	1010	5050	2.525	6 AM TO 11 AM	HAWETT ROAD
		SHIVAJI MARG					

	S.no	Area	No of house holds	Population	Waste	Timing	Transfer station
Auto II		MODEL HOUSE	1005	5025	2.5125	6 AM TO 11 AM	HAWETT ROAD

	S.no	Area	No of house holds	Population	Waste	Timing	Transfer station
Rickshaw-I		NAYAGAON	295	1475	0.7375	6 AM TO 11 AM	HAWETT ROAD

	S.no	Area	No of house holds	Population	Waste	Timing	Transfer station
Rickshaw-II		NAZAR BAGH	310	1550	0.775	6 AM TO 11 AM	HAWETT ROAD

	S.no	Area	No of house holds	Population	Waste	Timing	Transfer station
Rickshaw-III		PHOOL BAGH	285	1425	0.7125	6 AM TO 11 AM	HAWETT ROAD

	S.no	Area	No of house holds	Population	Waste	Timing	Transfer station
Rickshaw-IV		BADI MASJID	296	1480	0.74	6 AM TO 11 AM	HAWETT ROAD



**Ward Number 92**





LKO Zone II - ID 11328								
S.no	Ward no	Ward Name	Ward ID	HH	Est Population	Est Qty of waste	No of Auto tippers Required	No of Rickshaws req
1	81	Rajaji Puram Ward	11415	4180	20900	10	4	1
2	74	Hardin Rai Ward	11408	5665	28325	14	5	2
3	10	Malviya Nagar Ward	11346	3154	15770	8	3	1
4	70	Kunwar Jyoti Prasad Ward	11349	3501	17505	9	3	1
5	1	Ambedkar Nagar Ward	11345	6452	32260	16	4	6
6	71	Labour Colony Ward	11405	4965	24825	12	4	2
7	83	Rajendra Nagar	11350	3269	16345	8	3	1
8	18	Aishbagh Ward	11347	3486	17430	9	3	1
9	104	Yahiya Ganj Ward	11438	5795	28975	14	2	12
10	46	ChandraBhanu Gupa Motilal Nehru	11380	5580	27900	14	4	4
11	34	Tilak Nagar- Kundri Raqabganj Ward	11348	3219	16095	8	1	6
12	105	Raja Bazar Ward	11351	3497	17485	9	2	4
				<b>52763</b>	<b>263815</b>	<b>132</b>	<b>38</b>	<b>41</b>

S.No	Ward Name Ward no 81	No of HH	Total Population	Waste generation @500 gms per head in MT	Tipping Autos	Rickshaw
1	Rajaji Puram Ward	4180	20900	10.5	4	1

Auto I	Area	No of house holds	Population	Waste	Timing	Transfer station
	SEC 5	1015	5075	2.5375	6 AM TO 11 AM	ALITARANG
	D BLOCK PULIYA					
	GOL CHAURAH					
	E BLOCK					
	SKD ROAD					

Auto II	Area	No of house holds	Population	Waste	Timing	Transfer station
	VIKAS COTTAN MILL	985	4925		6 AM TO 11 AM	ALITARANG
	HASHIM MARKET					
	B BLOCK					
	LPS SCHOOL ROAD					
	A BLOCK					

Auto III	Area	No of house holds	Population	Waste	Timing	Transfer station
	LEKHRAJ MARKET	1000	5000		6 AM TO 11 AM	MOHAN BHOG
	A BLOCK					
	MILAN RESTAURENT					
	JALAL PUR CROSSING					
	SEC 16					

Auto IV	Area	No of house holds	Population	Waste	Timing	Transfer station
	D BLOCK	995	4925		6 AM TO 11 AM	MOHAN BHOG
	E BLOCK					
	PARA ROAD					
	MAYA APPARTMENT					
	ST.JAMES SCHOOL ROAD					

Rickshaw-I	Area	No of house holds	Population	Waste	Timing	Transfer station
	E BLOCK MARKET	185	925		7 AM TO 2 PM	ALITARANG
	ROOPAM TAILOR					
	TELEPHONE EXCHANGE					







S.No	Ward Name	No of HH	Total Population	Waste generation @500 gms per head in MT	Tipping Autos	Rickshaw
	ward no 74					
	Hardin Rai Ward	5665	28325	14.2	5	2

Auto I	Area	No of house holds	Population	Waste	Timing	Transfer station
	PAL TIRAHHA	1015	5075	25.375	6 AM TO 11 AM	MOHAN BHOG
	GRAVE YARD					
	E BLOCK					
	TAXI STAND RJPM					

Auto II	Area	No of house holds	Population	Waste	Timing	Transfer station
	SAHARA PUBLIC SCHOOL	1020	5100	25.5	6 AM TO 11 AM	MOHAN BHOG
	SEC 12					
	MOHAN BHOG CHAU					

Auto III	Area	No of house holds	Population	Waste	Timing	Transfer station
	ST.XAVIER SCHOOL	1000	5000	25	6 AM TO 11 AM	MOHAN BHOG
	E BLOCK					
	SEC 12					

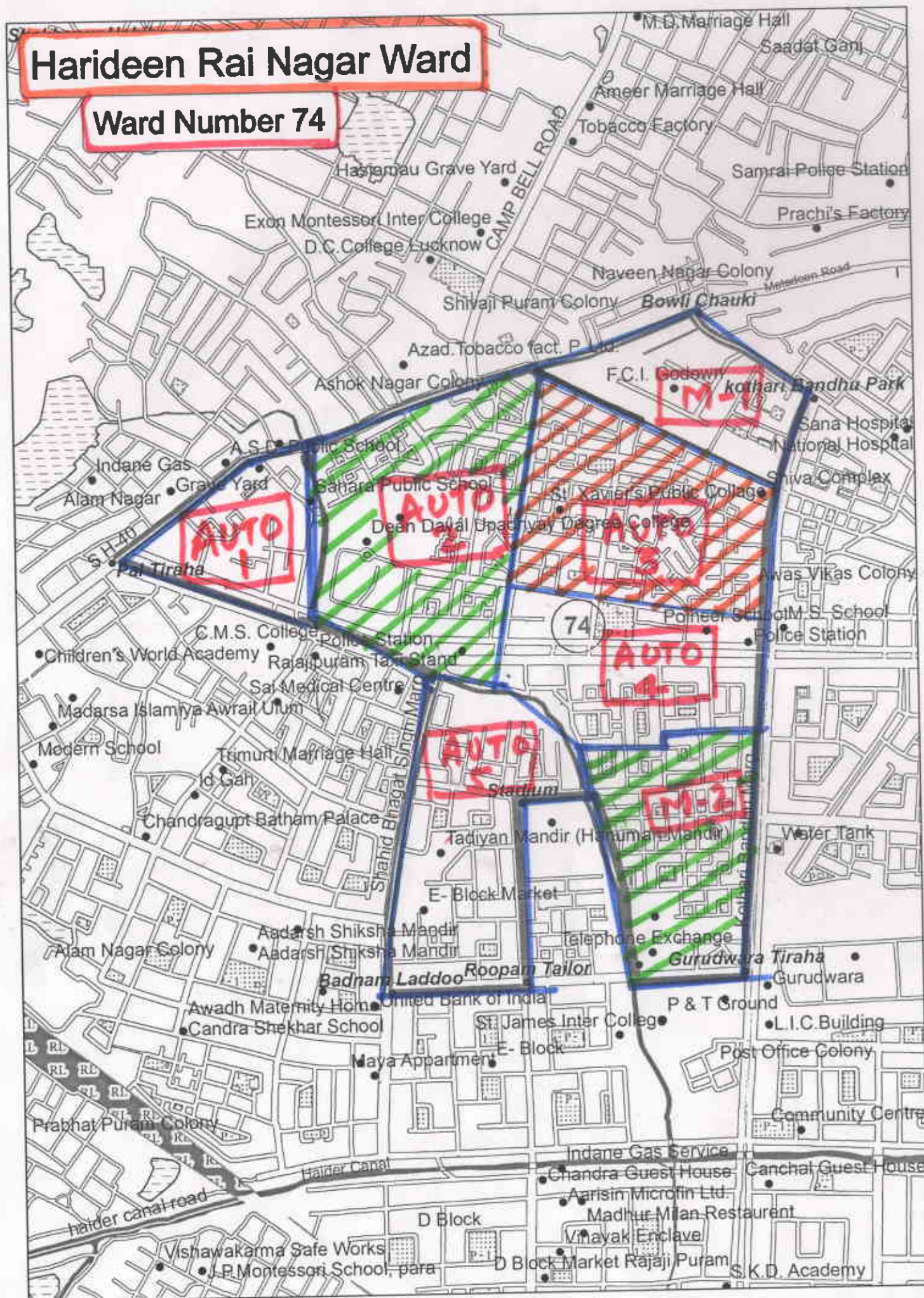
Auto IV	Area	No of house holds	Population	Waste	Timing	Transfer station
	PIONEER SCHOOL	1010	5100	25.5	6 AM TO 11 AM	MOHAN BHOG
	SEC 12					
	PATTHAR KATTA					

Auto V	Area	No of house holds	Population	Waste	Timing	Transfer station
	TADIYAN MANDIR	1005	5025	25.125	6 AM TO 11 AM	MOHAN BHOG
	MINI STADIUM					
	AADARSH MANDIR					
	E BLOCK MARKET					
	BADNAAM LADDOO					

Rickshaw-I	Area	No of house holds	Population	Waste	Timing	Transfer station
	F C I GODAWN	310	1550	7.75	7 AM TO 2 PM	MOHAN BHOG
	KOTHARI BANDHU					
	SANA HOSPITAL					

Rikshaw II	Area	No of house holds	Population	Waste	Timing	Transfer station
	GURUDWARA TIRAHHA	305	1525	7.625	7 AM TO 2 PM	MOHAN BHOG
	LIC OFFICE					
	S K D ROAD					
	E BLOCK					







S.No	Ward Name ward no 10	No of HH	Total Population	Waste generation @500 gms per head in MT	Tipping Autos	Rickshaw
	Malviya Nagar Ward	3154	15770	7.9	3	1

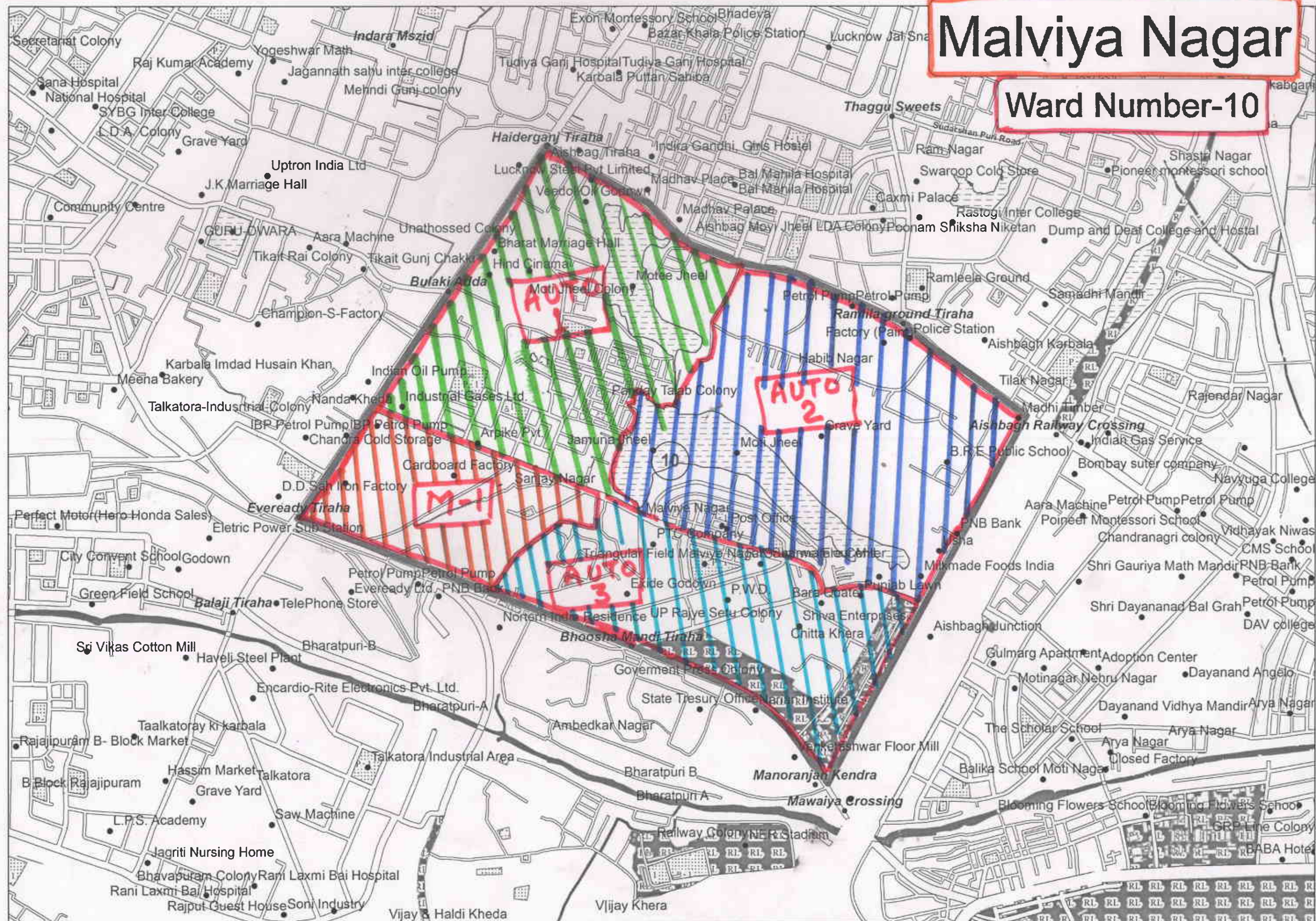
Auto I	Area	No of house holds	Population	Waste	Timing	Transfer station
	MOTI JHEEL	1000	5000	25	6 AM TO 11 AM	ALI TARANG
	HIND CINEMA					
	PANDEY KA TALAB					
	JAMUNA JHEEL					

Auto II	Area	No of house holds	Population	Waste	Timing	Transfer station
	HABIB NAGAR	1000	5000	25	6 AM TO 11 AM	ALI TARANG
	B R ED PUBLIC SCHOOL					
	MOHAN PAINTS					
	PTC FACTORY					

Auto III	Area	No of house holds	Population	Waste	Timing	Transfer station
	CHITTA KHERA	1000	5000	25	6 AM TO 11 AM	ALI TARANG
	EXIDE GODAWN					
	BARA QUARTER					
	SHIVA INTER PRISE					

Rickshaw-I	Area	No of house holds	Population	Waste	Timing	Transfer station
	EVEREADY TIRAHA	154	770	3.85	6 AM TO 11 AM	ALI TARANG
	CARD BOARD FACTORY					
	D G SHAW					







S.No	Ward Name	No of HH	Total Population	Waste generation @500 gms per head in MT	Tipping Autos	Rickshaw
	ward no 70					
1	Kunwar Jyoti Prasad Ward	3501	17505	8.8	3	1

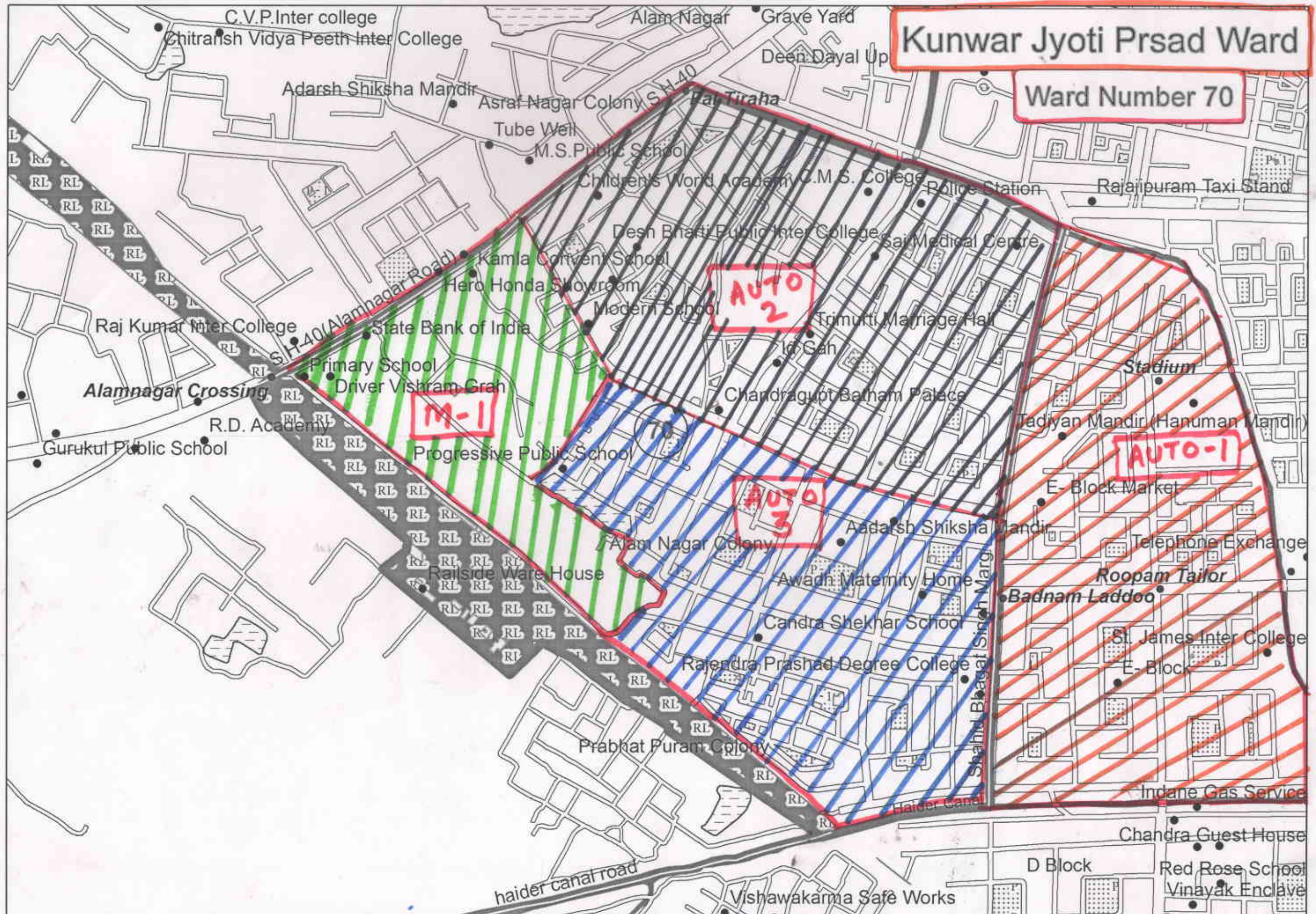
Auto I	Area	No of house holds	Population	Waste	Timing	Transfer station
	E BLOCK MARKET	1100	5500	27.5	6 AM TO 11 AM	MOHAN BHOG
	SEC 5					
	ST.JAMES INTER COLLAGE					
	HANUMAN MANDIR					

Auto II	Area	No of house holds	Population	Waste	Timing	Transfer station
	F BLOCK	1000	5000	25	6 AM TO 11 AM	MOHAN BHOG
	BATHAM PALACE					
	MODERN SCHOOL					

Auto III	Area	No of house holds	Population	Waste	Timing	Transfer station
	ALAM NAGAR COLONY	1100	5500	27.5	6 AM TO 11 AM	MOHAN BHOG
	E BLOCK					
	F BLOCK					
	BHAGAT SINGH MARG					

Rickshaw-I	Area	No of house holds	Population	Waste	Timing	Transfer station
	ALAM NAGAR ROAD	301	1505	7.525	6 AM TO 11 AM	MOHAN BHOG
	VISHRAM GRAH COLONY					
	P P SCHOOL					
	RAIL SIDE WAIR HOUSE					







S.No	Ward Name	No of HH	Total Population	Waste generation @500 gms per head in MT	Tipping Autos	Rickshaw
	ward no 01					
1	Ambedkar Nagar Ward	6452	32260	16.1	4	6

Auto I	Area	No of house holds	Population	Waste	Timing	Transfer station
	INDUSTRIAL AREA	1000	5000	25	6 AM TO 11 AM	ALI TARANG
	VIJAY KHERA					
	HADDI KHERA					

Auto II	Area	No of house holds	Population	Waste	Timing	Transfer station
	GARI KANAURA	1000	5000	25	6 AM TO 11AM	ALI TARANG

Auto III	Area	No of house holds	Population	Waste	Timing	Transfer station
	HADDI KHERA	1000	5000	25	6 AM TO 11 AM	ALI TARANG
	GARI KANAURA					

Auto IV	Area	No of house holds	Population	Waste	Timing	Transfer station
	GULZAAR NAGAR	1000	5000	25	6 AM TO 11 AM	ALI TARANG
	PREMWATI NAGAR					

Rickshaw-I	Area	No of house holds	Population	Waste	Timing	Transfer station
	BHARAT PURI B	413	2065		6 AM TO 11 AM	BULAQI ADDA

Rikshaw II	Area	No of house holds	Population	Waste	Timing	Transfer station
	BHARAT PURI B	426	2130		6 AM TO 11 AM	BULAQI ADDA

Rikshaw III	Area	No of house holds	Population	Waste	Timing	Transfer station
	NORTHERN INDIA RESIDENCE	400	2000		6 AM TO 11 AM	BULAQI ADDA



	Area	No of house holds	Population	Waste	Timing	Transfer station
Rikshaw IV	BHOOSA MANDI	413	2065		6 AM TO 11 AM	BULAQI ADDA

	Area	No of house holds	Population	Waste	Timing	Transfer station
Rikshaw V	BHARAT PURI A	413	2065		6 AM TO 11 AM	BULAQI ADDA

	Area	No of house holds	Population	Waste	Timing	Transfer station
Rikshaw VI	MAWAIYA CROSSING	413	2065		6 AM TO 11 AM	BULAQI ADDA







S.No		No of HH	Total Population	Waste generation @500 gms per head in MT	Tipping Autos	Rickshaw
	Ward Name					
	Ward no 71					
	Labour Colony Ward	4965	24825	12.4	4	2

Auto I	Area	No of house holds	Population	Waste	Timing	Transfer station
	SEC 10	1080	5400	27	7 AM TO 2 PM	ALI TARANG
	MEENA BAKERY					
	OMKARESWER MANDIR					
	GURUDWARA ROAD					

Auto II	Area	No of house holds	Population	Waste	Timing	Transfer station
	TIKAIT RAI COLONY	1060	5300	26.5	7 AM TO 2 PM	ALI TARANG
	INDUSTRIAL COLONY					
	NANDA KHERA					
	I B P PETROL PUMP					

Auto III	Area	No of house holds	Population	Waste	Timing	Transfer station
	LIC BUILDING	1105	5525	27.625	7 AM TO 2 PM	ALI TARANGV
	F C I GODAWN					
	COMMUNITY CENTER					
	POST OFFICE ROAD					

Auto IV	Area	No of house holds	Population	Waste	Timing	Transfer station
	DD SHAH IRON FACTORY	1125	5625	28.125	7 AM TO 2 PM	ALI TARANG
	CITY CONVENT SCHOOL					
	TAAL KATORA ROAD					

Rickshaw-I	Area	No of house holds	Population	Waste	Timing	Transfer station
	NATIONAL HOSPITAL	300	1500		7 AM TO 2 PM	ALI TARANG
	MADHUR MILAN					
	AWAS VIKAS COLONY					
	KOTHARI BANDHU					

Rikshaw II	Area	No of house holds	Population	Waste	Timing	Transfer station
	MIS SCHOOL	295	1475		7 AM TO 2 PM	ALI TARANG
	SEC 13					
	POLICE CHAWKI ROAD					







S.No	Ward Name	No of HH	Total Population	Waste generation @500 gms per head in MT	Tipping Autos	Rickshaw
	Ward no 83					
	Rajendra Nagar					
		3269	16345	8.2	3	1

Auto I	Area	No of house holds	Population	Waste	Timing	Transfer station
	AISH BAGH ROAD	1000	5000	25	6 AM TO 11 AM	RAJENDER NAGAR
	NAVYUG KANYA					
	STREET 2ND					
	VIDHAYAK NIWAS					

Auto II	Area	No of house holds	Population	Waste	Timing	Transfer station
	OM KAAR MANDIR	990	4950	24.75	6 AM TO 11 AM	RAJENDER NAGAR
	STREET 2ND					
	STREET 3RD					
	STRRT 5TH					

Auto III	Area	No of house holds	Population	Waste	Timing	Transfer station
	STRRET 5TH	1010	5050	25.25	6 AM TO 11 AM	RAJENDER NAGAR
	STREET 1ST					
	STREET 5TH					
	STREET 4TH					

Rickshaw-I	Area	No of house holds	Population	Waste	Timing	Transfer station
	SHASTRI NAGAR	269	1345	6.725	6 AM TO 11 AM	RAJENDER NAGAR
	BIRHANA					
	STREET 2ND					







S.No		No of HH	Total Population	Waste generation @500 gms per head in MT	Tipping Autos	Rickshaw
	Ward Name					
	Ward no 18					
	Aishbagh Ward	3486	17430	8.7	3	1

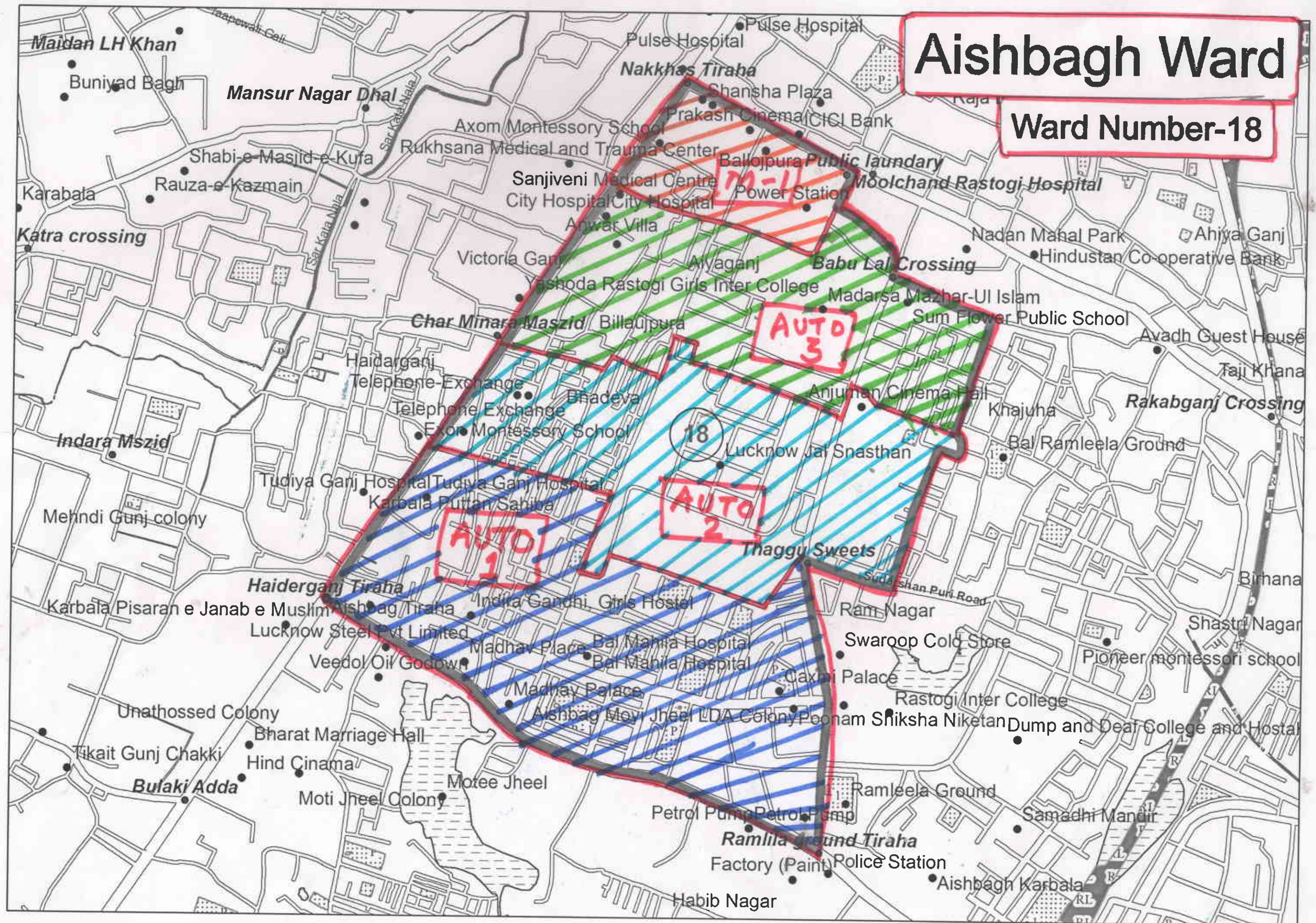
Auto I	Area	No of house holds	Population	Waste	Timing	Transfer station
	MADHAW PALACE	1000	5000	25	6 AM TO 11 AM	WATER WORKS ROAD
	GULMOHAR COLONY					

Auto II	Area	No of house holds	Population	Waste	Timing	Transfer station
	WATER WORKS COLONY	1000	5000	25	6 AM TO 11 AM	WATER WORKS ROAD
	JAL NIGAM					

Auto III	Area	No of house holds	Population	Waste	Timing	Transfer station
	BHADEWAN	1000	5000	25	6 AM TO 11 AM	WATER WORKS ROAD
	PILI COLONY , LDA					

Rickshaw-I	Area	No of house holds	Population	Waste	Timing	Transfer station
	BILAUCHPURA	486	2430	12.15	6 AM TO 11 AM	WATER WORKS ROAD
	POWER STATION					







X

S.No	Ward Name Ward no 104 Yahiya Ganj Ward	No of HH 5795	Total Population 28975	Waste generation @500 gms per head in MT 14.5	Tipping Autos 2	Rickshaw 12
------	--	------------------	---------------------------	--	--------------------	----------------

Auto I	Area NADAN MAHAL PARK	No of house holds 1010	Population 5050	Waste 25.25	Timing 6 AM TO 11 AM	Transfer station MURTAJA HUSSAIN ROAD
--------	--------------------------	---------------------------	--------------------	----------------	-------------------------	--

Auto II	Area YAHYA GANJ MARKET AWADH HOSPITAL	No of house holds 990	Population 4950	Waste 24.75	Timing 6 AM TO 11 AM	Transfer station MURTAJA HUSSAIN ROAD
---------	---	--------------------------	--------------------	----------------	-------------------------	--

Rickshaw-I	Area TRAUMA CENTER ROAD	No of house holds 316	Population 1580	Waste 7.9	Timing 6 AM TO 11 AM	Transfer station MURTAJA HUSSAIN ROAD
------------	----------------------------	--------------------------	--------------------	--------------	-------------------------	--

Rickshaw-II	Area GAUTAM BUDDH MARG	No of house holds 316	Population 1580	Waste 7.9	Timing 6 AM TO 11 AM	Transfer station MURTAJA HUSSAIN ROAD
-------------	---------------------------	--------------------------	--------------------	--------------	-------------------------	--

Rickshaw-III	Area QUEEN MERRY ROAD	No of house holds 300	Population 1500	Waste 7.5	Timing 6 AM TO 11 AM	Transfer station MURTAJA HUSSAIN ROAD
--------------	--------------------------	--------------------------	--------------------	--------------	-------------------------	--

Rickshaw-IV	Area PARIWAR KALYAN	No of house holds 332	Population 1660	Waste 8.3	Timing 6 AM TO 11 AM	Transfer station MURTAJA HUSSAIN ROAD
-------------	------------------------	--------------------------	--------------------	--------------	-------------------------	--

Rickshaw-V	Area SIKSHA BHAWAN	No of house holds 316	Population 1580	Waste 7.9	Timing 6 AM TO 11 AM	Transfer station MURTAJA HUSSAIN ROAD
------------	-----------------------	--------------------------	--------------------	--------------	-------------------------	--

RICKSHAW VI	Area SUBHASH MARG	No of house holds 316	Population 1580	Waste 7.9	Timing 6 AM TO 11 AM	Transfer station MURTAJA HUSSAIN ROAD
-------------	----------------------	--------------------------	--------------------	--------------	-------------------------	--

RICKSHAW VII	Area CITY STATION CHATTA	No of house holds 300	Population 1500	Waste 7.5	Timing 6 AM TO 11 AM	Transfer station MURTAJA HUSSAIN ROAD
--------------	-----------------------------	--------------------------	--------------------	--------------	-------------------------	--




	Area	No of house holds	Population	Waste	Timing	Transfer station
RICKSHAW VIII	MK MC CHAURAHA	332	1660	8.3	6 AM TO 11 AM	MURTAJA HUSSAIN ROAD

	Area	No of house holds	Population	Waste	Timing	Transfer station
RICKSHAW IX	YAHYA GANJ POLICE CHAWKI	316	1580	7.9	6 AM TO 11 AM	MURTAJA HUSSAIN ROAD

	Area	No of house holds	Population	Waste	Timing	Transfer station
RICKSHAW X	SHAH CHI KUAQ	332	1660	0.83	6 AM TO 11 AM	MURTAJA HUSSAIN ROAD

	Area	No of house holds	Population	Waste	Timing	Transfer station
RICKSHAW XI	BAGH MAULVI ANWAR BAGH	316	1580	7.9	6 AM TO 11 AM	MURTAJA HUSSAIN ROAD

	Area	No of house holds	Population	Waste	Timing	Transfer station
RICKSHAW XII	RAM MANDIR ROAD	316	1580	7.9	6 AM TO 11 AM	MURTAJA HUSSAIN ROAD



**Yahiyaganj - Neta Subhash Chandra Bose Ward**

**Ward Number 104**

Key locations and landmarks include:

- Ram Manohar Lohiya Community Centre
- Buddha Park
- Sardar Patel Hall
- Science Convention Centre
- Gautam Buddha Hospital
- Gautam Buddha Hostel
- Halwasi Heart Centre
- Shiksha Bhawan
- Rajkiya Shiksha Nideshalaya
- Guram Mah Ka Imambara Talim Gah-e-Niswan Inter Collage
- Samara Hospital
- Guest House
- Police Station
- Syndicate Bank
- Chark pathology
- Taj Enclave
- Awadh Public School
- Area Medical Centre
- Pulse Hospital
- Pulse Hospital
- Raja Bazar
- Grave Yard Khwaja Family
- Power Station
- Nadan Mahal Park
- Hindustan Co-operative Bank
- Madarsa Mazhar-Ul Islam
- Sum Flower Public School
- Avadh Guest House
- Taji Khana
- Khajura
- Bal Ramleela Ground
- Thaggu Sweets
- Birhana
- Aminabad Inter College
- Prakash Printing
- Golagani
- Ganga Prashad Marg
- Rakabganj Crossing
- Babur Road
- Noor Hospital
- Daud Plaza
- Lal Masjid
- Christian College
- Rafa E Aam Club
- Play way high School
- Moongfal Mandi
- Sehar Hospital
- Sehar Hospital
- Parwar Kalyan Bhawan
- Chara
- City Station
- Nabiullah Road
- Burn and Truma Centre
- Sankraman Rog Hospital
- Petrol Pump
- Petrol Pump
- Buddha Park railway Crossing Tiraha
- Charak Crossing
- Victoria Street
- Napier Street (S.H. 25)
- Company Bagh
- Arif Ashiyana
- Kanchan Market
- Kusumdeep Complex
- Allahbad Bank
- ICICI Bank
- Aarohi Trade Centre
- Water Works Road
- Babu Lal Crossing
- Thaggu Sweets
- Sudarsan

Bus routes are indicated by red numbers: M-2, M-3, M-4, M-5, M-6, M-7, M-8, M-9, M-10, M-11, M-12. A green box labeled 'AUTO' is also present.



S.No	Ward Name	No of HH	Total Population	Waste generation @500 gms per head in MT	Tipping Autos	
	Ward no 46					
	ChandraBhanu Gupa Motilal Nehru	5580	27900	14.0	4	4

Auto I	Area	No of house holds	Population	Waste	Timing	Transfer station
	NEHRU NAGAR	1000	5000	25	6 AM TO 11 AM	BANS MANDI CHAURAHA
	CHANDRA NAGAR COLONY					

Auto II	Area	No of house holds	Population	Waste	Timing	Transfer station
	MAHARAJA AGARSEN ROAD	1000	5000	25	6 AM TO 11 AM	BANS MANDI CHAURAHA

Auto III	Area	No of house holds	Population	Waste	Timing	Transfer station
	D A V ROAD	1000	5000	25	6 AM TO 11 AM	BANS MANDI CHAURAHA
	AGARWAL VIDYALAY					

Auto IV	Area	No of house holds	Population	Waste	Timing	Transfer station
	MOTI NAGAR	1000	5000	25	6 AM TO 11 AM	BANS MANDI CHAURAHA
	ARYA NAGAR					

Rickshaw-I	Area	No of house holds	Population	Waste	Timing	Transfer station
	ARYA NAGAR	390	1950	9.75	6 AM TO 11 AM	BANS MANDI CHAURAHA

Rikshaw II	Area	No of house holds	Population	Waste	Timing	Transfer station
	NAKA CHAURAHA	400	2000	10	6 AM TO 11 AM	BANS MANDI CHAURAHA
	AMBER HOTEL					

Rikshaw III	Area	No of house holds	Population	Waste	Timing	Transfer station
	STATION ROAD	405	2025	10.125	6 AM TO 11 AM	BANS MANDI CHAURAHA
	BABA HOTEL ROAD					

Rikshaw IV	Area	No of house holds	Population	Waste	Timing	Transfer station
	PAANDAREEBA	385	1925	9.625	6 AM TO 11 AM	BANS MANDI CHAURAHA
	SUDARSHAN CINEMA ROAD					







S.No	Ward Name	No of HH	Total Population	Waste generation @500 gms per head in MT	Tipping Autos	Rickshaw
	Ward no 34					
	Tilak Nagar- Kundri Raqabganj Ward					
		3219	16095	8.0	1	6

Auto I	Area	No of house holds	Population	Waste	Timing	Transfer station
	RAMLEELA GROUND	1000	5000	25	6 AM TO 11 AM	DEAF & DUMP COLLEGE
	SAMADHI MANDIR					
	AISHBAGH QARBALA					

Rikshaw-I	Area	No of house holds	Population	Waste	Timing	Transfer station
	KHAJUHA	374	1870	9.35	6 AM TO 11 AM	DEAF & DUMP COLLEGE
	SUN FLOWER PUBLIC SCHOOL					

Rikshaw II	Area	No of house holds	Population	Waste	Timing	Transfer station
	RAKAB GANJ CROSSING	369	1845	9.225	6 AM TO 11 AM	DEAF & DUMP COLLEGE
	CHOTI RAM LEELA					

Rikshaw III	Area	No of house holds	Population	Waste	Timing	Transfer station
	SUDARSHAN PURI	370	1850	9.25	6 AM TO 11 AM	DEAF & DUMP COLLEGE

Rikshaw IV	Area	No of house holds	Population	Waste	Timing	Transfer station
	SUDARSHAN PURI	368	1840	9.2	6 AM TO 11 AM	DEAF & DUMP COLLEGE
	RAM NAGAR					

Rikshaw V	Area	No of house holds	Population	Waste	Timing	Transfer station
	BIRHANA	369	1845	9.225	6 AM TO 11 AM	DEAF & DUMP COLLEGE
	RAKABGANJ KUNDRI					

Rikshaw VI	Area	No of house holds	Population	Waste	Timing	Transfer station
	SHASTRI NAGAR	370	1850	9.25	6 AM TO 11 AM	DEAF & DUMP COLLEGE
	BIRHANA					
	QADEEM					







S.No	Ward Name	No of HH	Total Population	Waste generation @500 gms per head in MT	Tipping Autos	Rickshaw
	Ward no 105					
	Raja Bazar Ward	3497	17485	8.7	2	4

Auto I	Area	No of house holds	Population	Waste	Timing	Transfer station
	BUDDHA PARK	1000	5000	25	6 AM TO 11 AM	CHARAK KANCHAN MARKET
	RAILWAY CROSSING					

Auto II	Area	No of house holds	Population	Waste	Timing	Transfer station
	QUEEN MARY ROAD	1000	5000	25	6 AM TO 11 AM	CHARAK KANCHAN MARKET
	NAPIYAR STREET					

Rickshaw-I	Area	No of house holds	Population	Waste	Timing	Transfer station
	NAUBAT KHANA	374	1870	9.35	6 AM TO 11 AM	CHARAK KANCHAN MARKET
	RUMI GATE					

Rikshaw II	Area	No of house holds	Population	Waste	Timing	Transfer station
	RAJKIYE HUSSAINA BAAD INTER COLLEGE	375	1875	9.375	6 AM TO 11 AM	CHARAK KANCHAN MARKET
	SHAMEENA ROAD					

Rikshaw III	Area	No of house holds	Population	Waste	Timing	Transfer station
	KANCHAN MARKET	380	1900	9.5	6 AM TO 11 AM	CHARAK KANCHAN MARKET
	ARIF ASHIYANA					

Rikshaw IV	Area	No of house holds	Population	Waste	Timing	Transfer station
	SUBASH MARG	368	1840	9.2	6 AM TO 11 AM	CHARAK KANCHAN MARKET
	PUNJABI TOLA					
	MURTUJA HUSSAIN ROAD					







LKO Zone III - ID 11329								
S.no	Ward no	Ward Name	Ward ID	HH	Est Population	Est Qty of waste	No of Auto tippers Required	No of Rickshaws req
1	51	Ayodhya Das Ward 2	11375	6195	30975	15	6	2
2	106	Ayodhya Das 1st Ward	11385	5200	26000	13	5	2
3	32	Daliganj-Niralanagar Ward	11366	9000	45000	23	8	3
4	62	Mankameshwar Ward	11396	3500	17500	9	3	1
5	80	Kadam Rasool Ward	11369	3704	18520	9	1	7
6	98	Begum Hazrat Mahal Ward	11374	4500	22500	11	4	2
7	54	Faizullahganj 1	11356	5500	27500	14	5	2
8	67	Mahanagar	13905	5200	26000	13	5	2
9	109	Ali Ganj Ward	11443	5100	25500	13	5	2
10	59	Lala Lajpat Rai Ward	11360	5301	26505	13	5	2
11	73	Faizullahganj 3	11365	4500	22500	11	4	2
12	94	Vivekanand Puri Ward	11371	5500	27500	14	5	2
13	43	Faizullahganj 2	11354	5600	28000	14	5	2
14	65	Bhartendu Harish Chandra Ward	11399	6650	33250	17	6	2
15	58	Jankipuram Ward 2	11359	7246	36230	18	7	2
16	40	Jai Shankar Prasad Ward	11353	4912	24560	12	4	2
17	16	Jankipuram Ward 1	11352	6521	32605	16	6	2
18	75	Faizullahganj 4	11368	3850	19250	10	3	1
19	72	Triveni Nagar Ward	11364	6460	32300	16	6	2
				<b>104439</b>	<b>522195</b>	<b>261</b>	<b>92</b>	<b>41</b>



S.No	Ward no	Ward Name	No of HH	Total Population	Waste generation @500 gms per head in MT	Tipping Autos	Rickshaw
1	51	Ayodhya Das Ward 2	6195	30975	15.5	6	2

Auto I	S.no	Area	No of house holds	Population	Waste	Timing	Transfer station
	1	DEEN DAYAL NAGAR	1000	5000	2.5	6AM TO 11 AM	PURIYANA PCTS

Auto II	S.no	Area	No of house holds	Population	Waste	Timing	Transfer station
	1	SHIV NAGAR	980	4900	2.5	6AM TO 11 AM	PURIYANA PCTS

Auto III	S.no	Area	No of house holds	Population	Waste	Timing	Transfer station
	1	SHIV PARK	895	4475	2.2	6AM TO 11 AM	PURIYANA PCTS
	2	SHANTI VATIKA					

Auto IV	S.no	Area	No of house holds	Population	Waste	Timing	Transfer station
	1	SHIV LOK	1089	5445	2.7	6AM TO 11 AM	PURIYANA PCTS

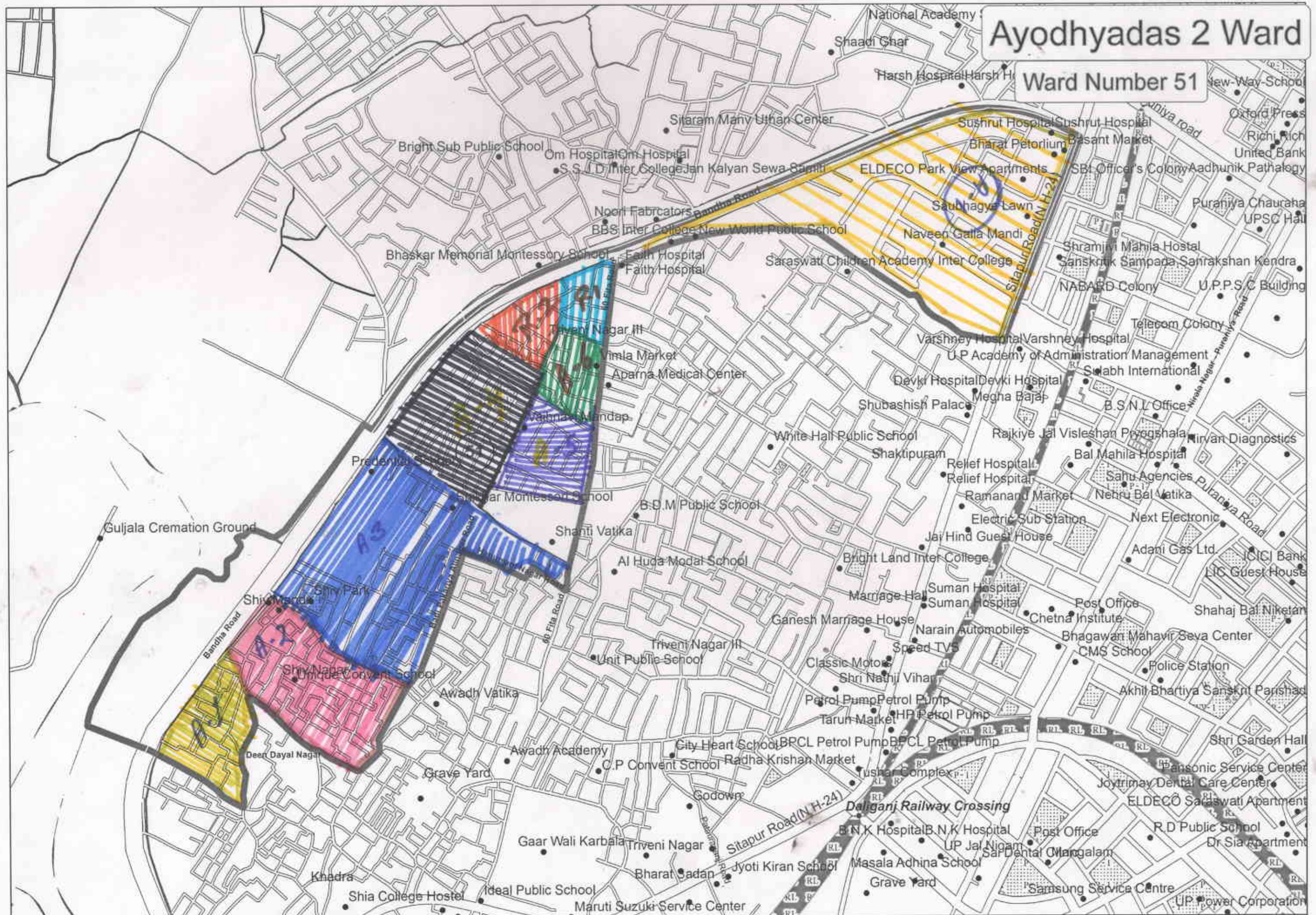
Auto V	S.no	Area	No of house holds	Population	Waste	Timing	Transfer station
	1	SECTOR - D PRIYADARSHNI COLONY	988	4940	2.5	6AM TO 11 AM	PURIYANA PCTS
	2	GHANA PURVA					

Auto VI	S.no	Area	No of house holds	Population	Waste	Timing	Transfer station
	1	20 FT ROAD	890	4450	2.2	6AM TO 11 AM	PURIYANA PCTS
	2	KABE R DHAM COLONY					

Rickshaw-I	S.no	Area	No of house holds	Population	Waste	Timing	Transfer station
	1	KUMBRAN TOLA	176	880	0.4	6AM TO 11 AM	PURIYANA PCTS

Rikshaw II	S.no	Area	No of house holds	Population	Waste	Timing	Transfer station
	1	PRABHU DAYAL NAGAR	177	885	0.4	6AM TO 11 AM	PURIYANA PCTS







S.No	Ward no	Ward Name	No of HH	Total Population	Waste generation @500 gms per head in MT	Tipping Autos	Rickshaw
1	106	Ayodhya Das 1st Ward	5200	26000	13.0	5	2

Auto I	S.no	Area	No of house holds	Population	Waste	Timing	Transfer station
	1	DEEN DAYAL NAGAR	957	4785	2.4	6AM TO 11 AM	PURIYANA PCTS

Auto II	S.no	Area	No of house holds	Population	Waste	Timing	Transfer station
	1	RAMLEELA GROUND	978	4890	2.4	6AM TO 11 AM	PURIYANA PCTS

Auto III	S.no	Area	No of house holds	Population	Waste	Timing	Transfer station
	1	MASHALCHI TOLA	928	4640	2.3	6AM TO 11 AM	PURIYANA PCTS

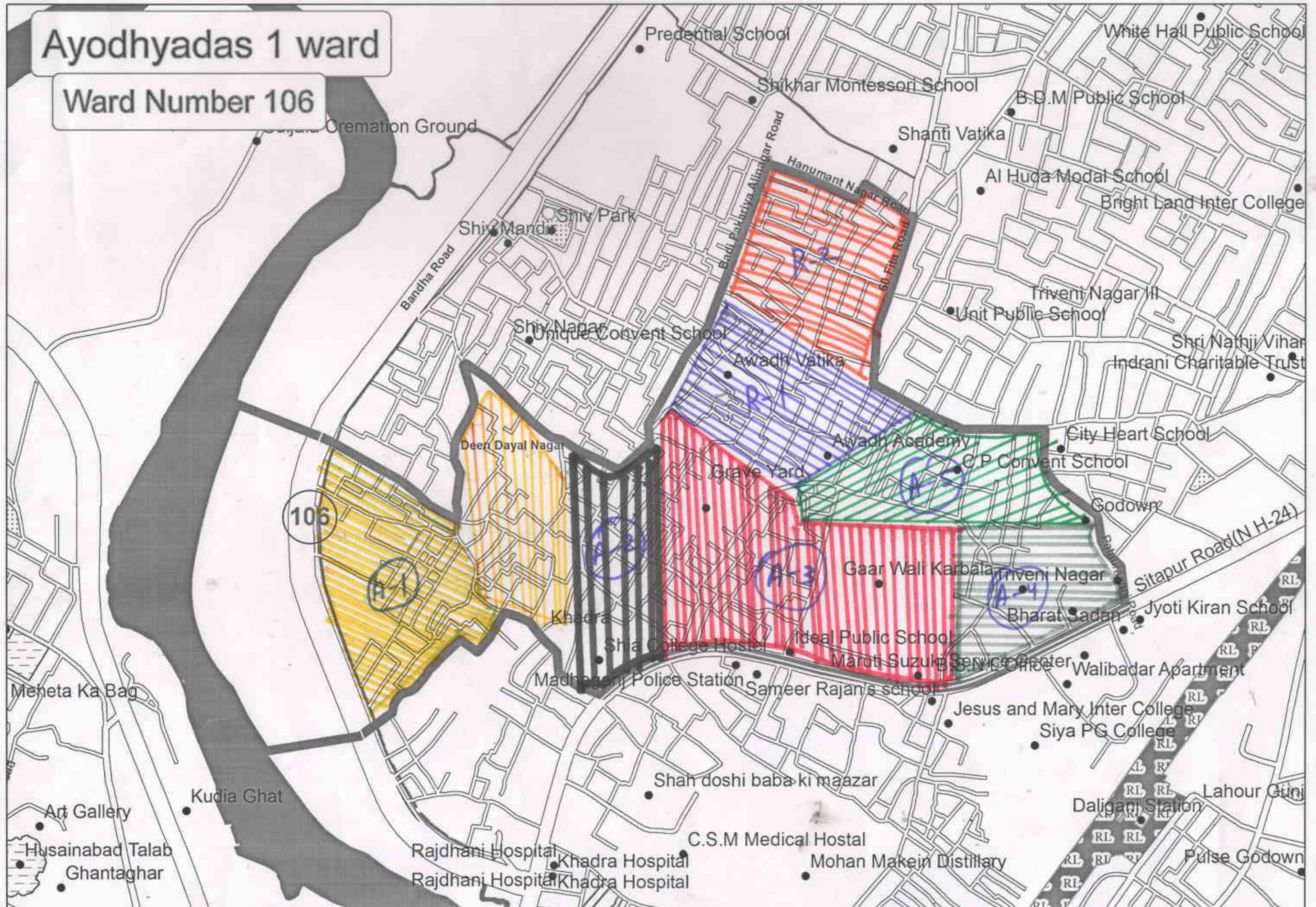
Auto IV	S.no	Area	No of house holds	Population	Waste	Timing	Transfer station
	1	BABA KA PURVA	968	4840	2.4	6AM TO 11 AM	PURIYANA PCTS

Auto V	S.no	Area	No of house holds	Population	Waste	Timing	Transfer station
	1	BADI PAKRIYA	890	4450	2.2	6AM TO 11 AM	PURIYANA PCTS

Rickshaw-I	S.no	Area	No of house holds	Population	Waste	Timing	Transfer station
	1	KUMARAN TOLA	245	1225	0.6	6AM TO 11 AM	PURIYANA PCTS

Rikshaw II	S.no	Area	No of house holds	Population	Waste	Timing	Transfer station
	1	MEDHI SHAH TIKYA	234	1170	0.6	6AM TO 11 AM	PURIYANA PCTS







S.No	Ward no	Ward Name	No of HH	Total Population	Waste generation @500 gms per head in MT	Tipping Autos	Rickshaw
1	32	Daliganj-Niralanagar Ward	9000	45000	23	8	3

Auto I	S.no	Area	No of house holds	Population	Waste	Timing	Transfer station
	1	DALIGANJ	1089	5445	2.7	6AM TO 11 AM	MANKAMASHWAR

Auto II	S.no	Area	No of house holds	Population	Waste	Timing	Transfer station
	1	HASANGANJ	1060	5300	2.7	6AM TO 11 AM	MANKAMASHWAR

Auto III	S.no	Area	No of house holds	Population	Waste	Timing	Transfer station
	1	SARAY HASAN	1056	5280	2.6	6AM TO 11 AM	MANKAMASHWAR

Auto IV	S.no	Area	No of house holds	Population	Waste	Timing	Transfer station
	1	LOHARGANJ	987	4935	2.5	6AM TO 11 AM	MANKAMASHWAR

Auto V	S.no	Area	No of house holds	Population	Waste	Timing	Transfer station
	1	BABUGANJ	988	4940	2.5	6AM TO 11 AM	MANKAMASHWAR

Auto VI	S.no	Area	No of house holds	Population	Waste	Timing	Transfer station
	1	JAL NIGAM COLONY	960	4800	2.4	6AM TO 11 AM	MANKAMASHWAR

Auto VII	S.no	Area	No of house holds	Population	Waste	Timing	Transfer station
		RAJ GARDEN	990	4950	2.5	6AM TO 11 AM	MANKAMASHWAR

Auto VIII	S.no	Area	No of house holds	Population	Waste	Timing	Transfer station
	1	NIRALA NAGAR	988	4940	2.5	6AM TO 11 AM	MANKAMASHWAR

Rickshaw-I	S.no	Area	No of house holds	Population	Waste	Timing	Transfer station
	1	RAM KISHAN MAT ROAD	345	1725	0.9	6AM TO 11 AM	MANKAMASHWAR

Rikshaw II	S.no	Area	No of house holds	Population	Waste	Timing	Transfer station
	1	CSIR COLONY	315	1575	0.8	6AM TO 11 AM	MANKAMASHWAR

Rikshaw III	S.no	Area	No of house holds	Population	Waste	Timing	Transfer station
	1	NEAR DALIGANJ STATION COLONY	222	1110	0.6	6AM TO 11 AM	MANKAMASHWAR



## Ward Number-32





S.No	Ward no	Ward Name	No of HH	Total Population	Waste generation @500 gms per head in MT	Tipping Autos	Rickshaw
1	62	Mankameshwar Ward	3500	17500	9	3	1

Auto I	S.no	Area	No of house holds	Population	Waste	Timing	Transfer station
	1	NADWA COLLEGE	1225	6125	3.0625	6 AM TO 11 AM	MANKAMESHWAR PCTS

Auto II	S.no	Area	No of house holds	Population	Waste	Timing	Transfer station
	1	BABU GANJ	1190	5950	2.975	6 AM TO 11 AM	MANKAMESHWAR PCTS
		UNIVERSITY HOSTEL					

Rickshaw-I	S.no	Area	No of house holds	Population	Waste	Timing	Transfer station
		HASANGANJ	280	1400	0.7	6 AM TO 11 AM	MANKAMESHWAR PCTS

Rickshaw-II	S.no	Area	No of house holds	Population	Waste	Timing	Transfer station
		JOSHI TOLA MUKARIM NAGAR	265	1325	0.6625	6 AM TO 11 AM	MANKAMESHWAR PCTS

Rickshaw-III	S.no	Area	No of house holds	Population	Waste	Timing	Transfer station
		QUTUBPUR	275	1375	0.6875	6 AM TO 11 AM	MANKAMESHWAR PCTS
		KESRI PURAM					

Rickshaw-IV	S.no	Area	No of house holds	Population	Waste	Timing	Transfer station
		NEHRU NAGAR	265	1325	0.6625	6 AM TO 11 AM	MANKAMESHWAR PCTS
		TAGORE MARG					







S.No	Ward no	Ward Name	No of HH	Total Population	Waste generation @500 gms per head in MT	Tipping Autos	Rickshaw
1	80	KADAM RASOOL	3704	18520	9.3	1	7

Auto I	S.no	Area	No of house holds	Population	Waste	Timing	Transfer station
		BHANDO TOLA	1200	6000	3.0	6AM TO 11 AM	

Rickshaw-I	S.no	Area	No of house holds	Population	Waste	Timing	Transfer station
		IRADAT NAGAR	300	1500	0.75	6AM TO 11 AM	Mankameswar Pcts

Rikshaw II	S.no	Area	No of house holds	Population	Waste	Timing	Transfer station
		MOHAN MEAKIN	280	1400	0.7	6AM TO 11 AM	Mankameswar Pcts

Rikshaw III	S.no	Area	No of house holds	Population	Waste	Timing	Transfer station
		PURANI BANSMANDI	250	1250	0.625	6AM TO 11 AM	Mankameswar Pcts

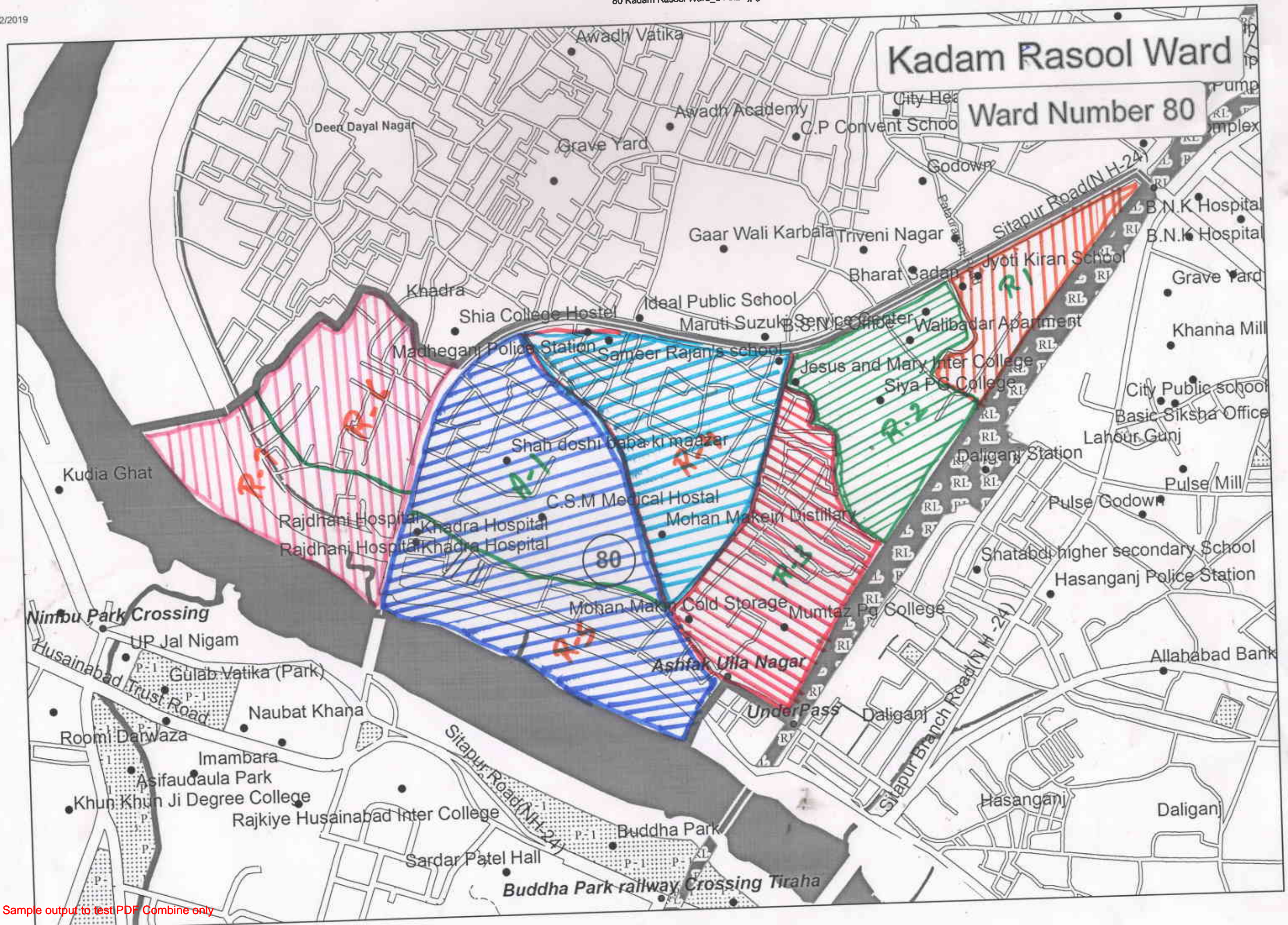
Rikshaw IV	S.no	Area	No of house holds	Population	Waste	Timing	Transfer station
		T G HOSTEL	240	1200	0.6	6AM TO 11 AM	Mankameswar Pcts

Rikshaw V	S.no	Area	No of house holds	Population	Waste	Timing	Transfer station
		MEETHI KHICHDI	200	1000	0.5	6AM TO 11 AM	Mankameswar Pcts

Rikshaw VI	S.no	Area	No of house holds	Population	Waste	Timing	Transfer station
		RETI MOHALLA	220	1100	0.55	6AM TO 11 AM	Mankameswar Pcts

Rikshaw VII	S.no	Area	No of house holds	Population	Waste	Timing	Transfer station
		BABBU WALI GALI	180	900	0.45	6AM TO 11 AM	Mankameswar Pcts







S.No	Ward no	Ward Name	No of HH	Total Population	Waste generation @500 gms per head in MT	Tipping Autos	Rickshaw
1	98	Begum Hazrat Mah	4500	22500	11.3	4	2

Auto I	S.no	Area	No of house holds	Population	Waste	Timing	Transfer station
		Shekhupura	1200	6000	3	6AM TO 11 AM	Vishnupuri pcts

Auto II	S.no	Area	No of house holds	Population	Waste	Timing	Transfer station
		mehandi toll	750	3750	1.875	6AM TO 11 AM	Vishnupuri pcts

Auto III	S.no	Area	No of house holds	Population	Waste	Timing	Transfer station
		Chaudhry toll	1000	5000	2.5	6AM TO 11 AM	Vishnupuri pcts

Auto IV	S.no	Area	No of house holds	Population	Waste	Timing	Transfer station
		Bhindiya tolla	980	4900	2.45	6AM TO 11 AM	Vishnupuri pcts

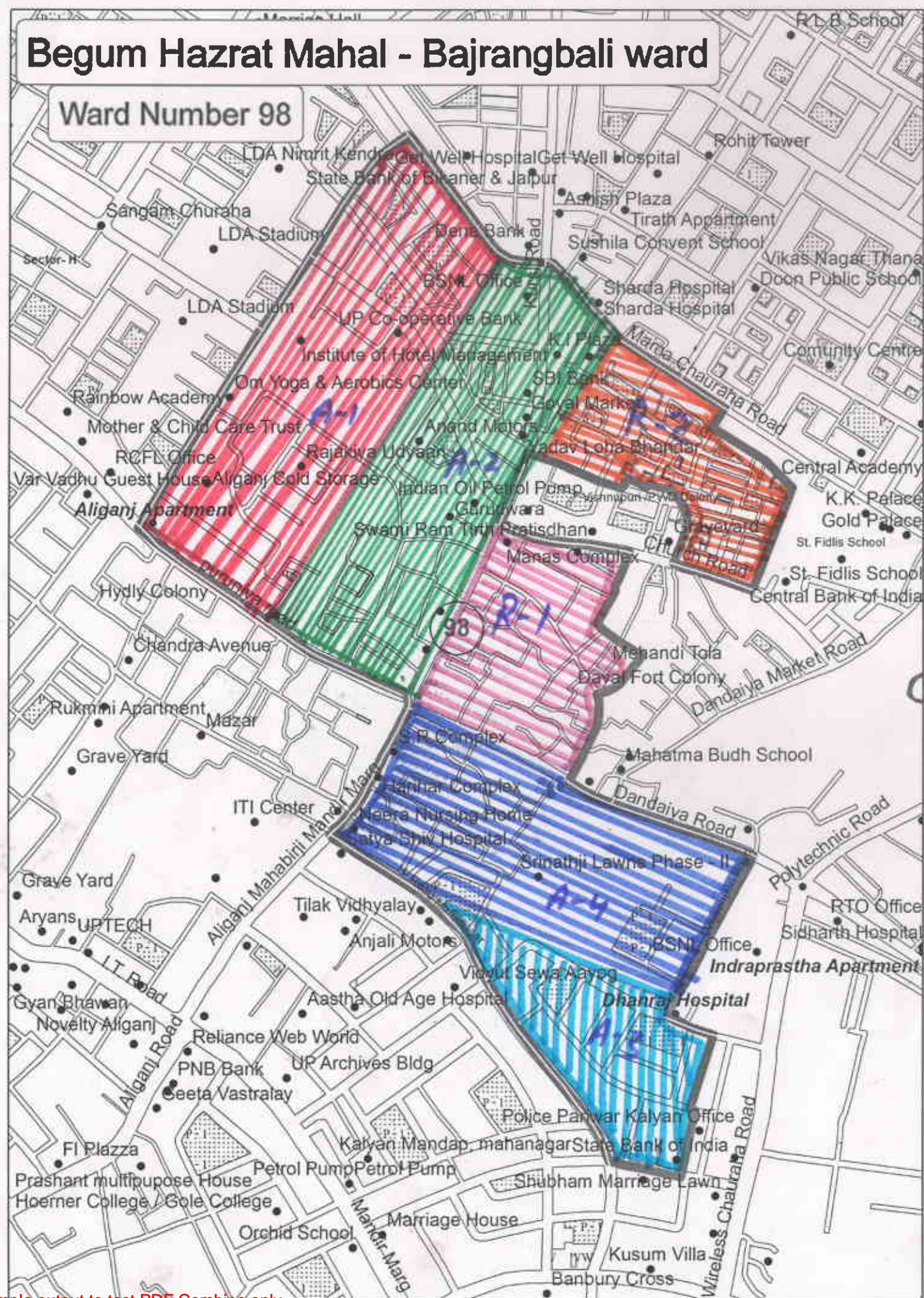
Rickshaw-I	S.no	Area	No of house holds	Population	Waste	Timing	Transfer station
		SecjS	280	1400	0.7	6AM TO 11 AM	Vishnupuri pcts

Rikshaw II	S.no	Area	No of house holds	Population	Waste	Timing	Transfer station
		Sec H	290	1450	0.725	6AM TO 11 AM	Vishnupuri pcts



# Begum Hazrat Mahal - Bajrangbali ward

Ward Number 98





S.No	Ward no	Ward Name	No of HH	Total Population	Waste generation @500 gms per head in MT	Tipping Autos	Rickshaw
1	54	Faizullahganj 1	5500	27500	13.8	5	2

Auto I	S.no	Area	No of house holds	Population	Waste	Timing	Transfer station
		Khadri	980	4900	2.45	6AM TO 11 AM	Puraniya pcts

Auto II	S.no	Area	No of house holds	Population	Waste	Timing	Transfer station
		Mahrishi dgree college	900	4500	2.25	6AM TO 11 AM	Puraniya pcts

Auto III	S.no	Area	No of house holds	Population	Waste	Timing	Transfer station
		Sriganr Nagr	980	4900	2.45	6AM TO 11 AM	Puraniya pcts

Auto IV	S.no	Area	No of house holds	Population	Waste	Timing	Transfer station
		Eldeco	1080	5400	2.7	6AM TO 11 AM	Puraniya pcts

Auto V	S.no	Area	No of house holds	Population	Waste	Timing	Transfer station
		Madiyon	1080	5400	2.7	6AM TO 11 AM	Puraniya pcts

Rickshaw-I	S.no	Area	No of house holds	Population	Waste	Timing	Transfer station
		Naubasta	250	1250	0.625	6AM TO 11 AM	Puraniya pcts

Rikshaw II	S.no	Area	No of house holds	Population	Waste	Timing	Transfer station
		Ramleela Maidan	240	1200	0.6	6AM TO 11 AM	Puraniya pcts







S.No	Ward no	Ward Name	No of HH	Total Population	Waste generation @500 gms per head in MT	Tipping Autos	Rickshaw
1	67	Mahanagar	5200	26000	13.0	5	2

Auto I	S.no	Area	No of house holds	Population	Waste	Timing	Transfer station
		Raheem Nagr	900	4500	2.25	6:00 To 11:00	Raheem Nagr pcts

Auto II	S.no	Area	No of house holds	Population	Waste	Timing	Transfer station
		Redio Werless Colony	1090	5450	2.725	6:00 To 11:00	Raheem Nagr pcts

Auto III	S.no	Area	No of house holds	Population	Waste	Timing	Transfer station
		Sec A Mahanagr	990	4950	2.475	6:00 To 11:00	Raheem Nagr pcts

Auto IV	S.no	Area	No of house holds	Population	Waste	Timing	Transfer station
		PAC Colony	900	4500	2.25	6:00 To 11:00	Raheem Nagr pcts

Auto V	S.no	Area	No of house holds	Population	Waste	Timing	Transfer station
		PAC Colony	900	4500	2.25	6:00 To 11:00	Raheem Nagr pcts

Rickshaw-I	S.no	Area	No of house holds	Population	Waste	Timing	Transfer station
		Naya RaheemNagr	200	1000	0.5	6:00 To 11:00	Raheem Nagr pcts

Rikshaw II	S.no	Area	No of house holds	Population	Waste	Timing	Transfer station
		Dandhiya market	220	1100	0.55	6:00 To 11:00	Raheem Nagr pcts







S.No	Ward no	Ward Name	No of HH	Total Population	Waste generation @500 gms per head in MT	Tipping Autos	Rickshaw
1	109	Ayodhya Das Ward 2	5100	25500	12.8	5	2

Auto I	S.no	Area	No of house holds	Population	Waste	Timing	Transfer station
		Sec B	900	4500	2.25	6To 11	Kapoorthala Pcts

Auto II	S.no	Area	No of house holds	Population	Waste	Timing	Transfer station
		Sec E,F	900	4500	2.25	6To 11	Kapoorthala Pcts

Auto III	S.no	Area	No of house holds	Population	Waste	Timing	Transfer station
		Chnadganj Garden	800	4000	2	6To 11	Kapoorthala Pcts
		Chandra shekhar park					

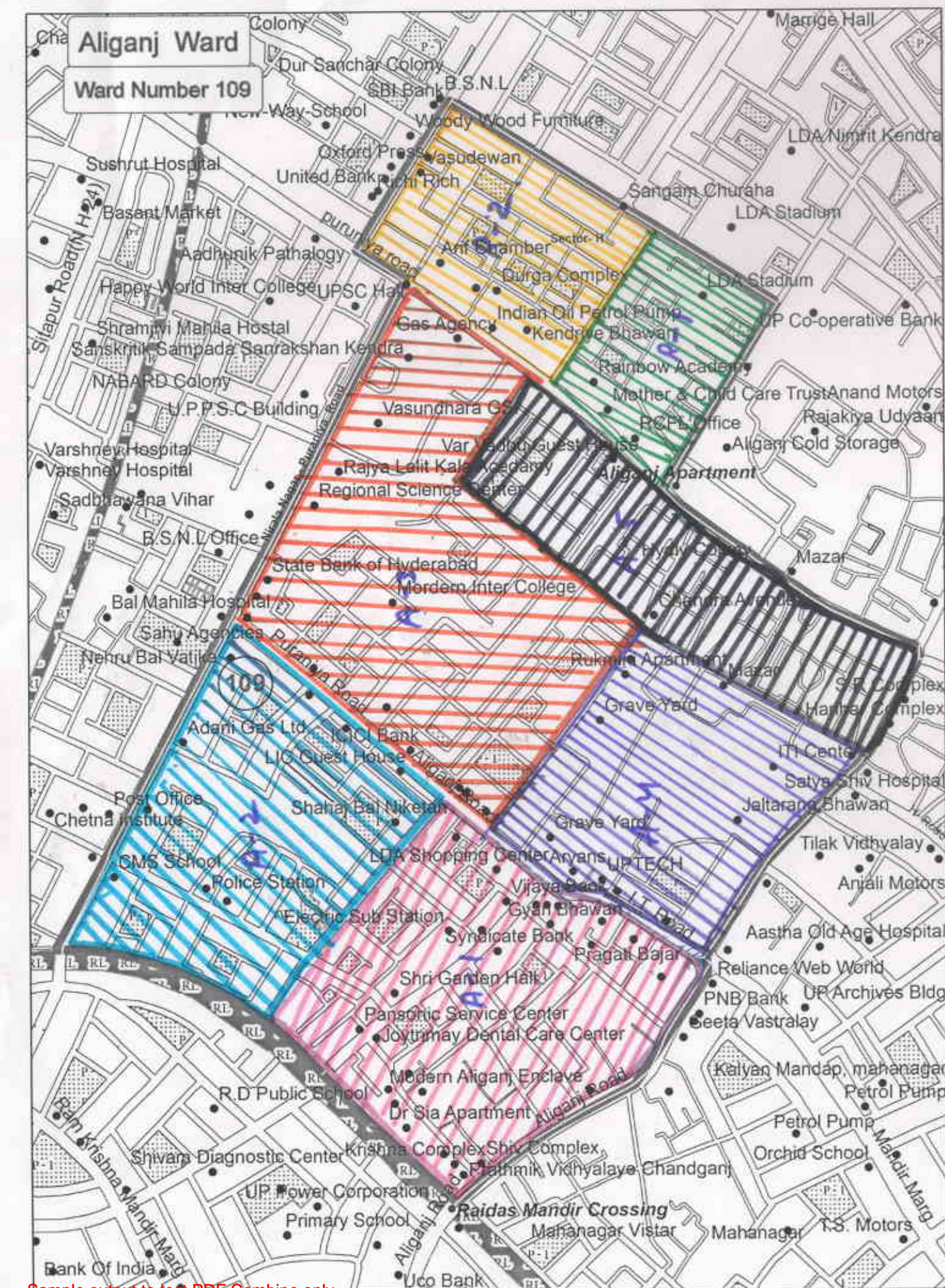
Auto IV	S.no	Area	No of house holds	Population	Waste	Timing	Transfer station
		Manorama apprtament	990	4950	2.475	6To 11	Kapoorthala Pcts

Auto V	S.no	Area	No of house holds	Population	Waste	Timing	Transfer station
		Sec H	1090	5450	2.725	6To 11	Kapoorthala Pcts

Rickshaw-I	S.no	Area	No of house holds	Population	Waste	Timing	Transfer station
		Fathepur Gaon	200	1000	0.5	6To 11	Kapoorthala Pcts

Rikshaw II	S.no	Area	No of house holds	Population	Waste	Timing	Transfer station
		Tatarpur	220	1100	0.55	6To 11	Kapoorthala Pcts







S.No	Ward no	Ward Name	No of HH	Total Population	Waste generation @500 gms per head in MT	Tipping Autos	Rickshaw
1	51	Lala Lajpat rai	5301	26505	13.3	5	2

Auto I	S.no	Area	No of house holds	Population	Waste	Timing	Transfer station
		Sec N	951	4755	2.3775	6To 11	Sec J Pcts

Auto II	S.no	Area	No of house holds	Population	Waste	Timing	Transfer station
		SecM	900	4500	2.25	6To 11	Sec J Pcts

Auto III	S.no	Area	No of house holds	Population	Waste	Timing	Transfer station
		Batha	900	4500	2.25	6To 11	Sec J Pcts
		Jangadna Colony					

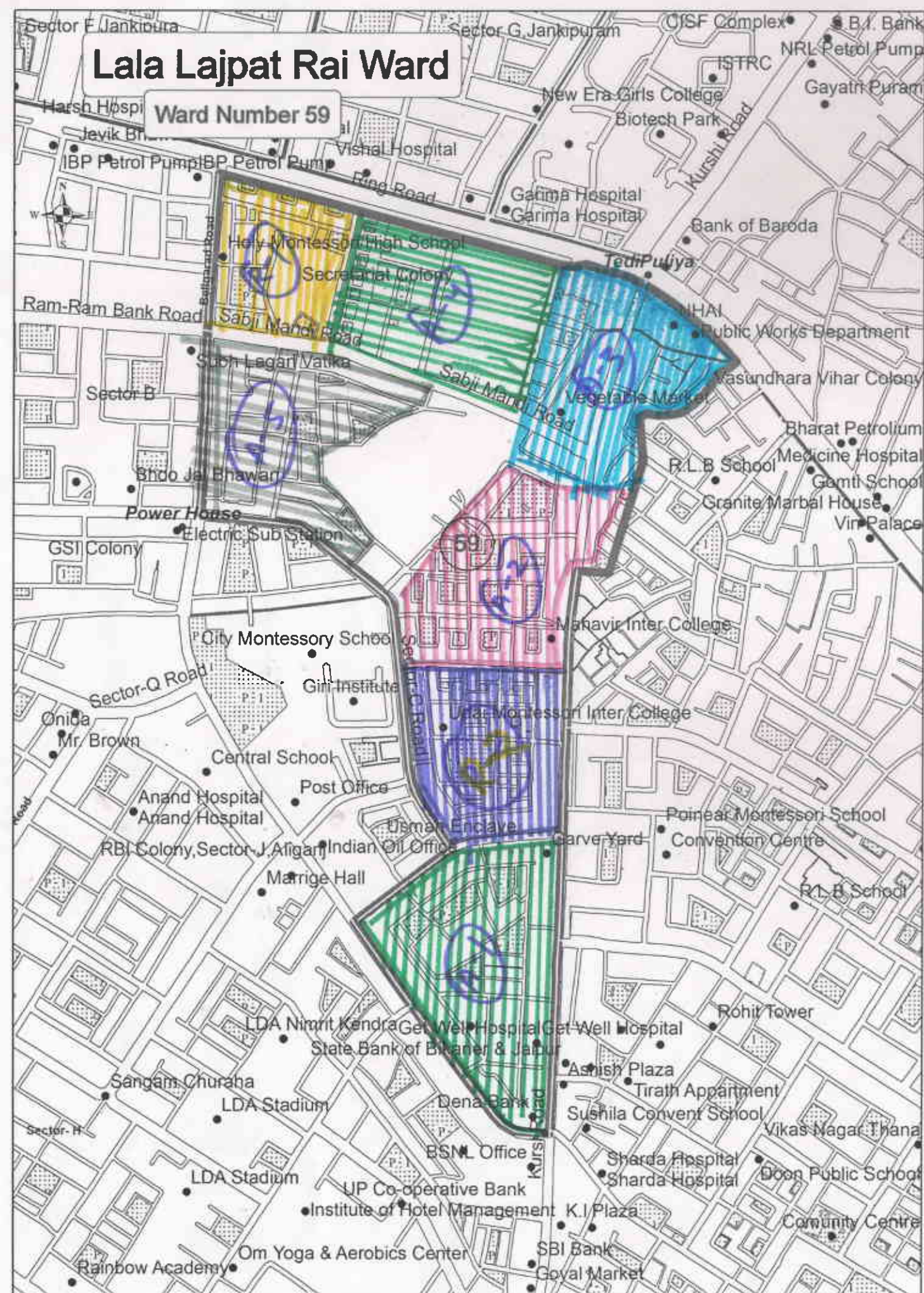
Auto IV	S.no	Area	No of house holds	Population	Waste	Timing	Transfer station
		Sec O N2	1030	5150	2.575	6To 11	Sec J Pcts

Auto V	S.no	Area	No of house holds	Population	Waste	Timing	Transfer station
		Usman Enclave	1100	5500	2.75	6To 11	Sec J Pcts

Rickshaw-I	S.no	Area	No of house holds	Population	Waste	Timing	Transfer station
		Saubli Gaon	200	1000	0.5	6To 11	Sec J Pcts

Rikshaw II	S.no	Area	No of house holds	Population	Waste	Timing	Transfer station
		Akhilapur	220	1100	0.55	6To 11	Sec J Pcts







S.No	Ward no	Ward Name	No of HH	Total Population	Waste generation @500 gms per head in MT	Tipping Autos	Rickshaw
1	73	Fazullganj 3	4500	22500	11.3	4	2

Auto I	S.no	Area	No of house holds	Population	Waste	Timing	Transfer station
		Sanskrti Ngar	900	4500	2.25	6To 11	Puraniya pcts

Auto II	S.no	Area	No of house holds	Population	Waste	Timing	Transfer station
		Bhart Nagar	1000	5000	2.5	6To 11	Puraniya pcts

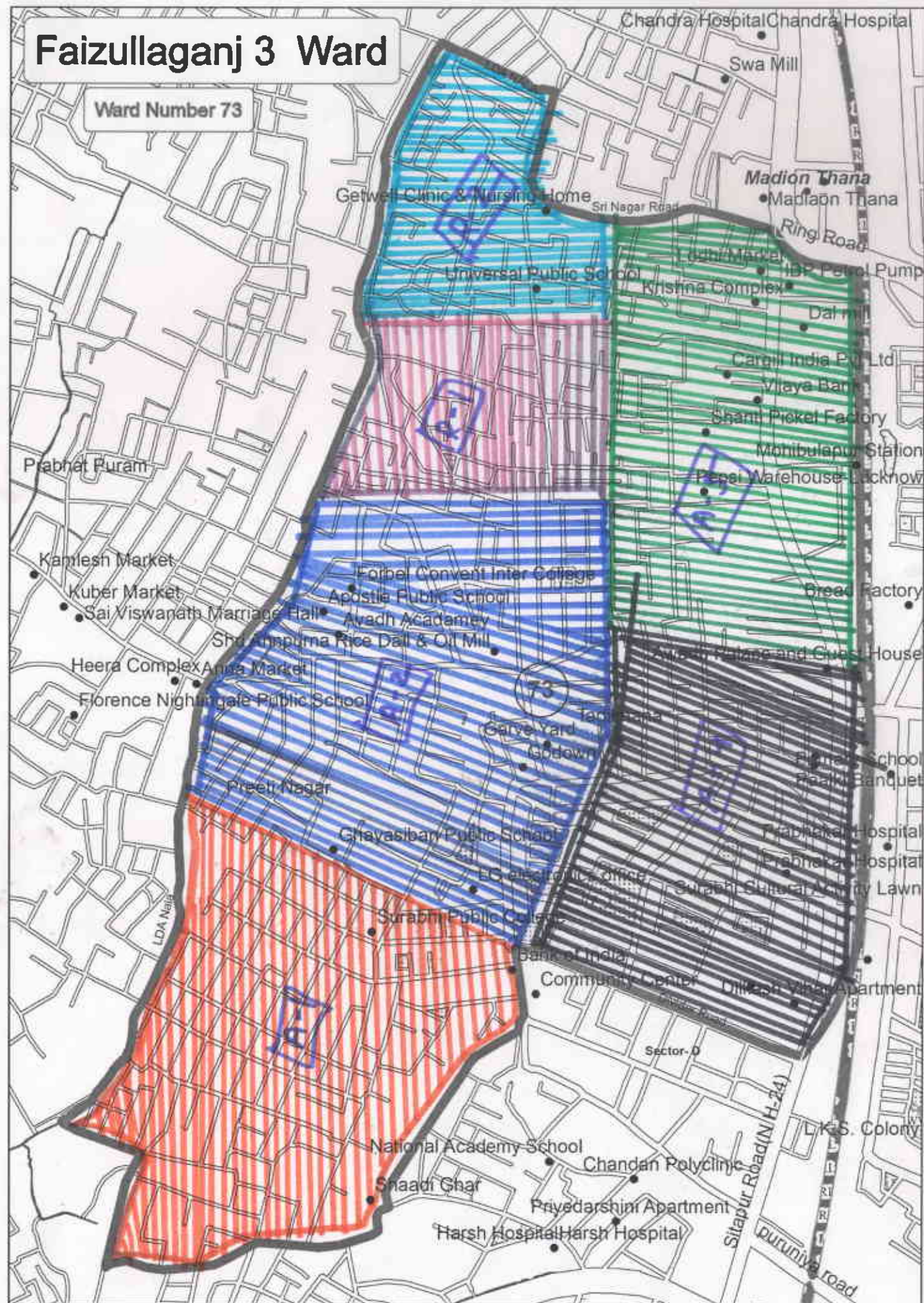
Auto III	S.no	Area	No of house holds	Population	Waste	Timing	Transfer station
		Priti Nagar	1180	5900	2.95	6To 11	Puraniya pcts

Auto IV	S.no	Area	No of house holds	Population	Waste	Timing	Transfer station
		Naubsta Khurd	900	4500	2.25	6To 11	Puraniya pcts

Rickshaw-I	S.no	Area	No of house holds	Population	Waste	Timing	Transfer station
		Gaytri Nagr	240	1200	0.6	6To 11	Puraniya pcts

Rikshaw II	S.no	Area	No of house holds	Population	Waste	Timing	Transfer station
		anna market	280	1400	0.7	6To 11	Puraniya pcts







S.No	Ward no	Ward Name	No of HH	Total Population	Waste generation @500 gms per head in MT	Tipping Autos	Rickshaw
1	94	Vivekanadpuri	5500	27500	13.8	5	2

Auto I	S.no	Area	No of house holds	Population	Waste	Timing	Transfer station
		D Park bada	990	4950	2.475	6To 11	Puraniya pcts

Auto II	S.no	Area	No of house holds	Population	Waste	Timing	Transfer station
		Chaprtala	890	4450	2.225	6To 11	Puraniya pcts

Auto III	S.no	Area	No of house holds	Population	Waste	Timing	Transfer station
		Epark L Road	850	0	0	6To 11	Puraniya pcts

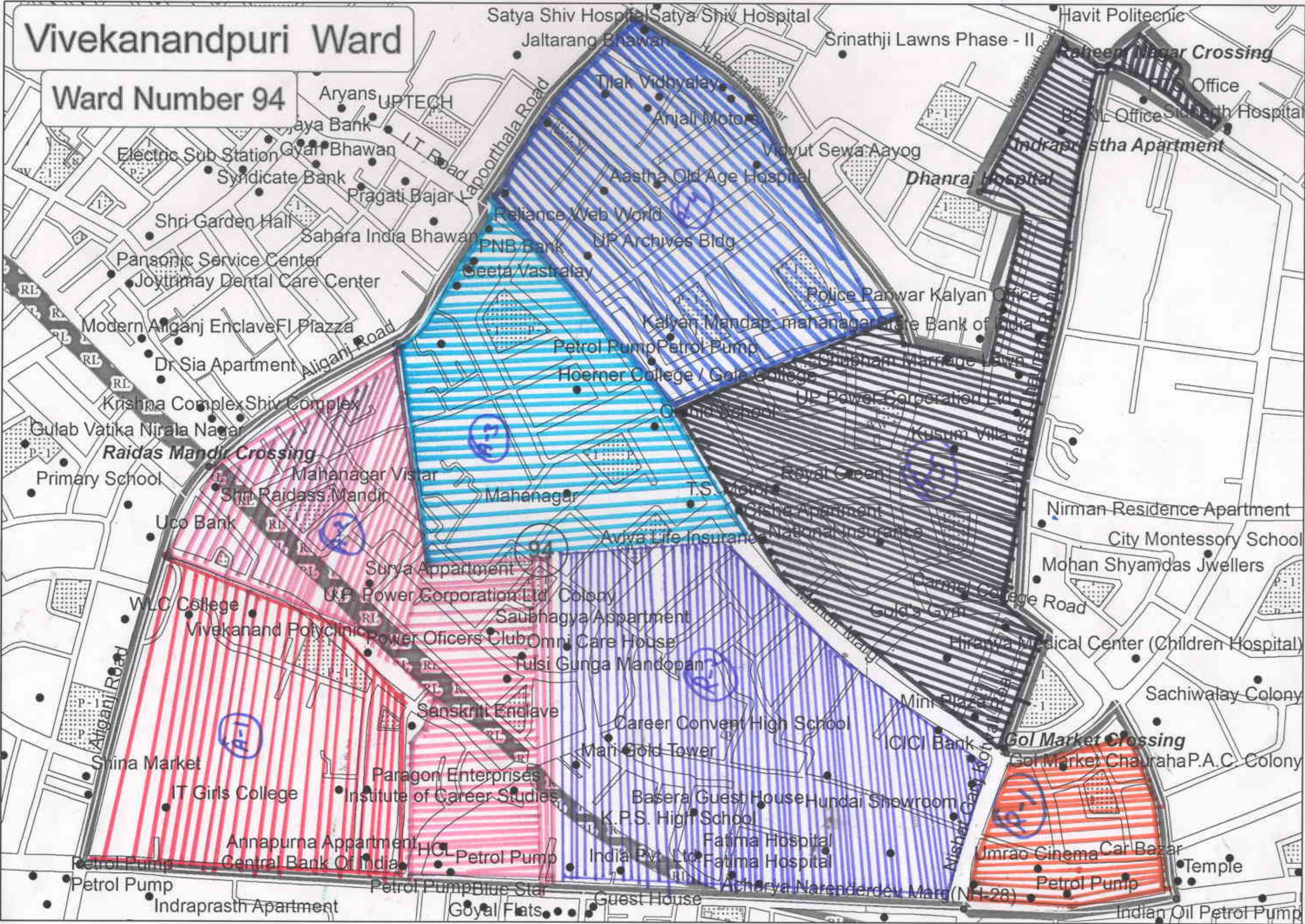
Auto IV	S.no	Area	No of house holds	Population	Waste	Timing	Transfer station
		Sec A Old Mahanagr	1090	0	0	6To 11	Puraniya pcts

Auto V	S.no	Area	No of house holds	Population	Waste	Timing	Transfer station
		Shlimaar Apprtment	1200	0	0	6To 11	Puraniya pcts

Rickshaw-I	S.no	Area	No of house holds	Population	Waste	Timing	Transfer station
		Vigayan puri	230	0	0	6To 11	Puraniya pcts

Rikshaw II	S.no	Area	No of house holds	Population	Waste	Timing	Transfer station
		Naggar Park	250	0	0	6To 11	Puraniya pcts







S.No	Ward no	Ward Name	No of HH	Total Population	Waste generation @500 gms per head in MT	Tipping Autos	Rickshaw
1	43	Fazullganj2	5600	28000	14.0	5	2

Auto I	S.no	Area	No of house holds	Population	Waste	Timing	Transfer station
		Naya puwa	960	4800	2.4	6to 11	puraniya pcts

Auto II	S.no	Area	No of house holds	Population	Waste	Timing	Transfer station
		Ambar Vihar	990	4950	2.475	6to 11	puraniya pcts

Auto III	S.no	Area	No of house holds	Population	Waste	Timing	Transfer station
		Sec C priyadarshani	1190	5950	2.975	6to 11	puraniya pcts

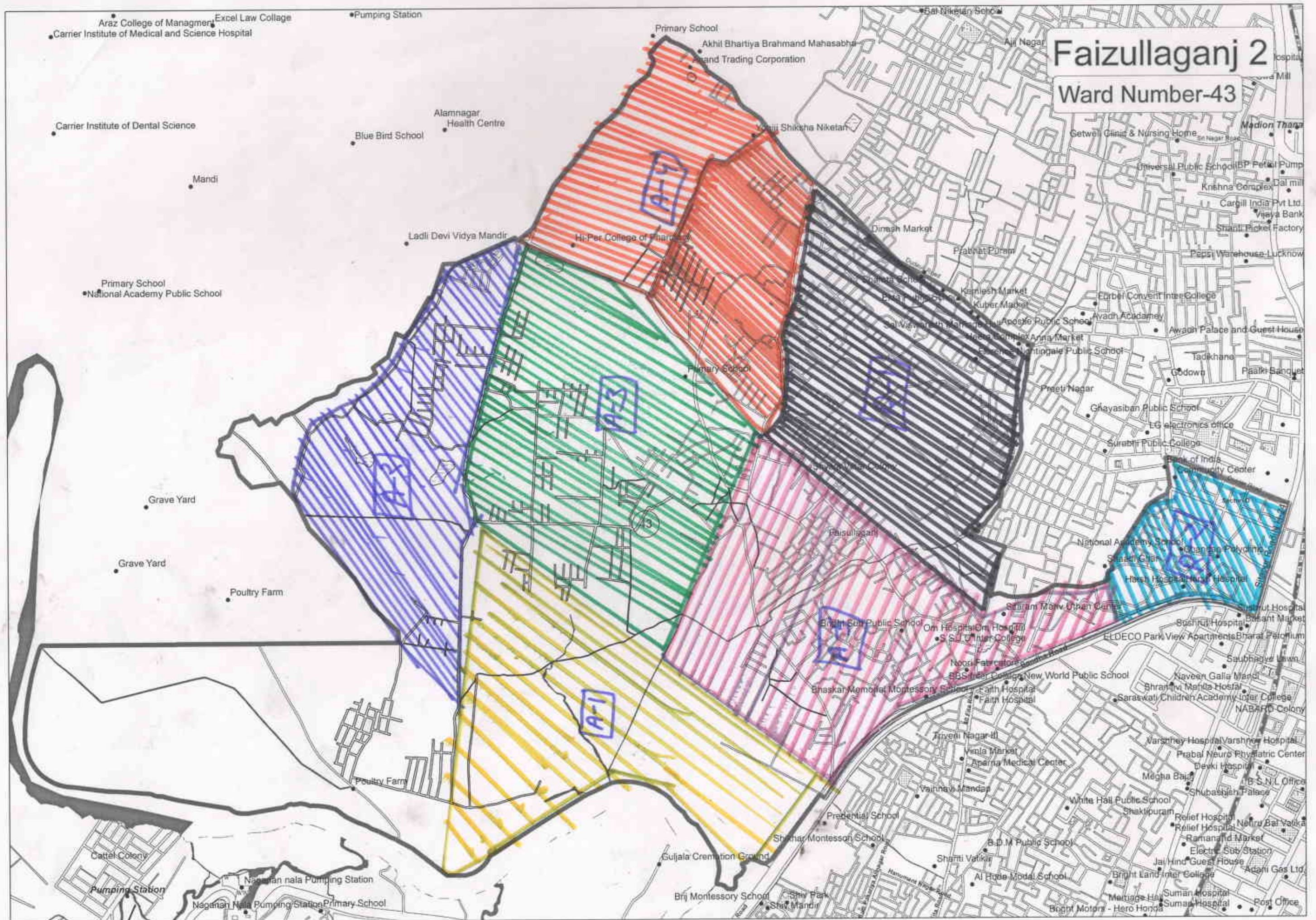
Auto IV	S.no	Area	No of house holds	Population	Waste	Timing	Transfer station
		Shaym vihar colony	980	4900	2.45	6to 11	puraniya pcts

Auto V	S.no	Area	No of house holds	Population	Waste	Timing	Transfer station
		Prabht puram	990	4950	2.475	6to 11	puraniya pcts

Rickshaw-I	S.no	Area	No of house holds	Population	Waste	Timing	Transfer station
		purwa	240	1200	0.6	6to 11	puraniya pcts

Rikshaw II	S.no	Area	No of house holds	Population	Waste	Timing	Transfer station
		ekta puram	250	1250	0.625	6to 11	puraniya pcts







S.No	Ward no	Ward Name	No of HH	Total Population	Waste generation @500 gms per head in MT	Tipping Autos	Rickshaw
1	51	Bhartendu Harishchna	6650	33250	16.6	6	2

Auto I	S.no	Area	No of house holds	Population	Waste	Timing	Transfer station
		SecA	1090	5450	2.725	6 To 11	Sec J pcts

Auto II	S.no	Area	No of house holds	Population	Waste	Timing	Transfer station
		Sec A sitapur road yojna	990	4950	2.475	6 To 11	Sec J pcts

Auto III	S.no	Area	No of house holds	Population	Waste	Timing	Transfer station
		SBI Colony	1090	5450	2.725	6 To 11	Sec J pcts

Auto IV	S.no	Area	No of house holds	Population	Waste	Timing	Transfer station
		Sec J	790	3950	1.975	6 To 11	Sec J pcts

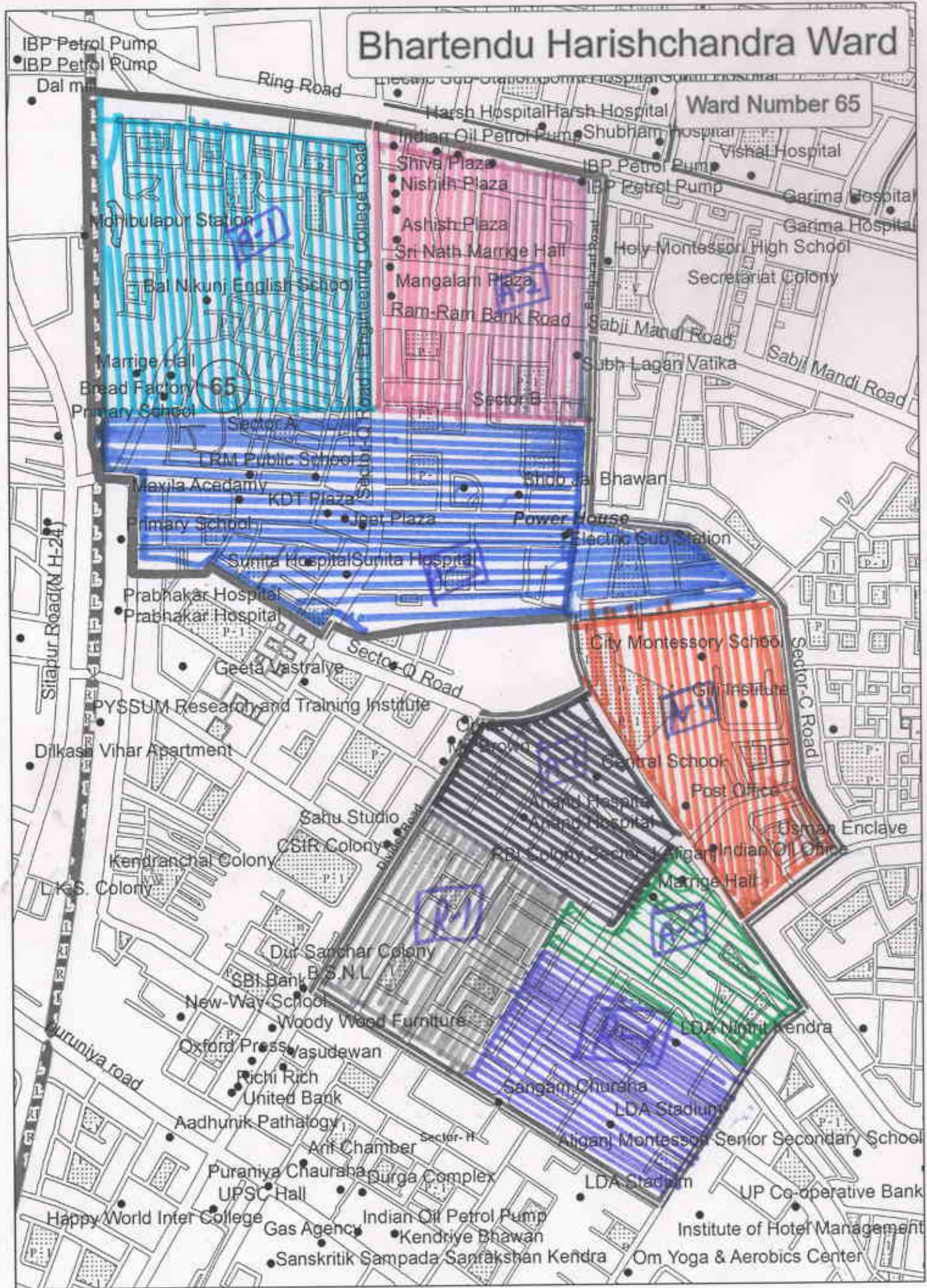
Auto V	S.no	Area	No of house holds	Population	Waste	Timing	Transfer station
		Sec O	1090	5450	2.725	6 To 11	Sec J pcts

Auto VI	S.no	Area	No of house holds	Population	Waste	Timing	Transfer station
		Beligard	1090	5450	2.725	6 To 11	Sec J pcts

Rickshaw-I	S.no	Area	No of house holds	Population	Waste	Timing	Transfer station
		palton Chawani	250	1250	0.625	6 To 11	Sec J pcts

Rikshaw II	S.no	Area	No of house holds	Population	Waste	Timing	Transfer station
		Palton gaon	260	1300	0.65	6 To 11	Sec J pcts







S.No	Ward no	Ward Name	No of HH	Total Population	Waste generation @500 gms per head in MT	Tipping Autos	Rickshaw
1	58	Jankipuram 2	7246	36230	18.1	7	2

Auto I	S.no	Area	No of house holds	Population	Waste	Timing	Transfer station
		Sec G	950	4750	2.375	6 to 11	Sec j pcts

Auto II	S.no	Area	No of house holds	Population	Waste	Timing	Transfer station
		Sahara State	890	4450	2.225	6 to 11	Sec j pcts

Auto III	S.no	Area	No of house holds	Population	Waste	Timing	Transfer station
		Sec F	873	4365	2.1825	6 to 11	Sec j pcts

Auto IV	S.no	Area	No of house holds	Population	Waste	Timing	Transfer station
		Bio Tech Park	673	3365	1.6825	6 to 11	Sec j pcts

Auto V	S.no	Area	No of house holds	Population	Waste	Timing	Transfer station
		Pahd pur Siknader pur	1090	5450	2.725	6 to 11	Sec j pcts

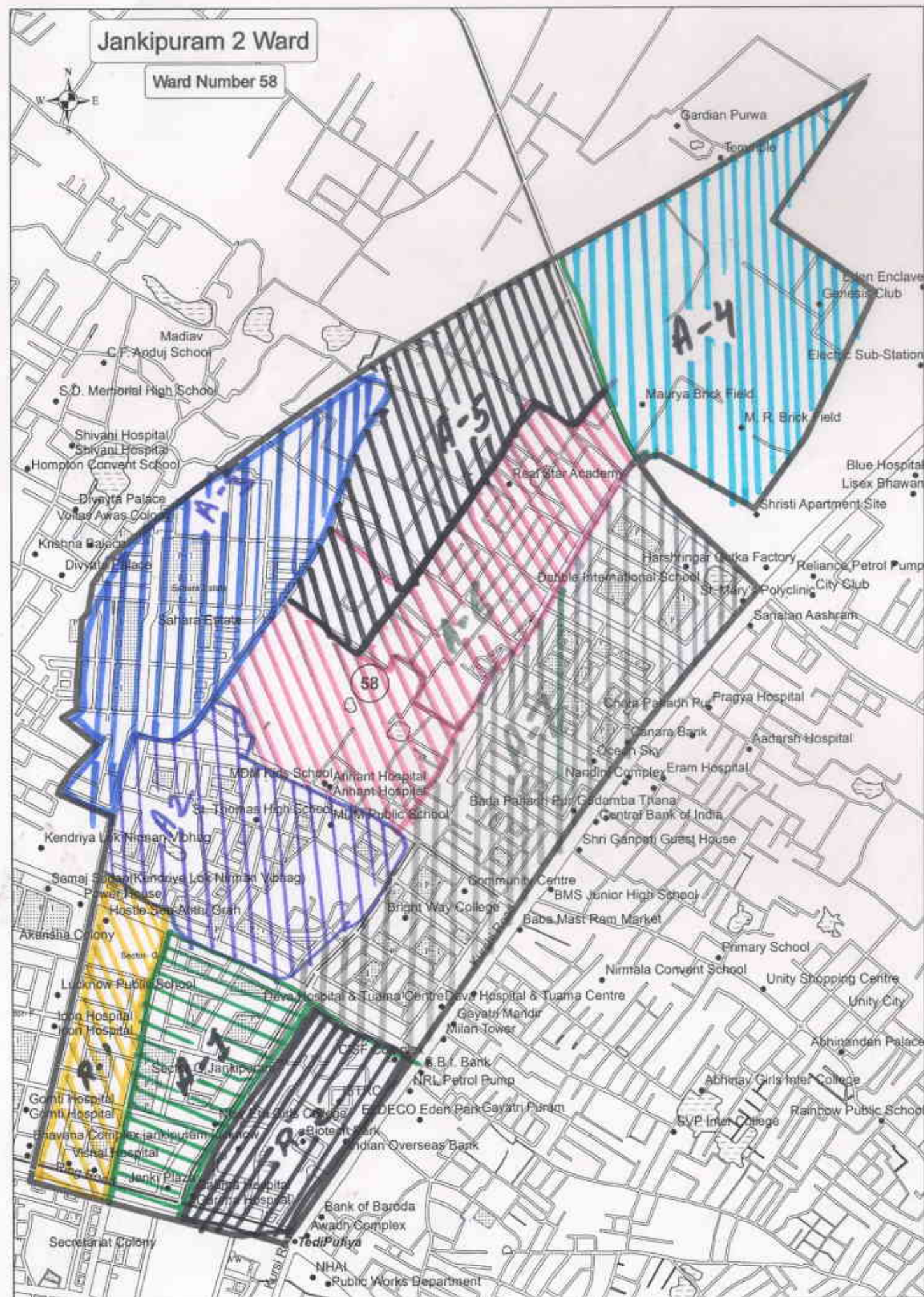
Auto VI	S.no	Area	No of house holds	Population	Waste	Timing	Transfer station
		Sec H	1080	5400	2.7	6 to 11	Sec j pcts

Auto VII	S.no	Area	No of house holds	Population	Waste	Timing	Transfer station
		Anksh colony	1200	6000	3	6 to 11	Sec j pcts

Rickshaw-I	S.no	Area	No of house holds	Population	Waste	Timing	Transfer station
		Madiyon Gaon	240	1200	0.6	6 to 11	Sec j pcts

Rikshaw II	S.no	Area	No of house holds	Population	Waste	Timing	Transfer station
		Chhuaipurwa	250	1250	0.625	6 to 11	Sec j pcts







S.No	Ward no	Ward Name	No of HH	Total Population	Waste generation @500 gms per head in MT	Tipping Autos	Rickshaw
1	40	Mahakavi jai shnaker p	4912	24560	12.3	4	2

Auto I	S.no	Area	No of house holds	Population	Waste	Timing	Transfer station
		Sec K	1020	5100	2.55	6 To 11	purniya pcts

Auto II	S.no	Area	No of house holds	Population	Waste	Timing	Transfer station
		Sec D	1172	5860	2.93	6 To 11	purniya pcts

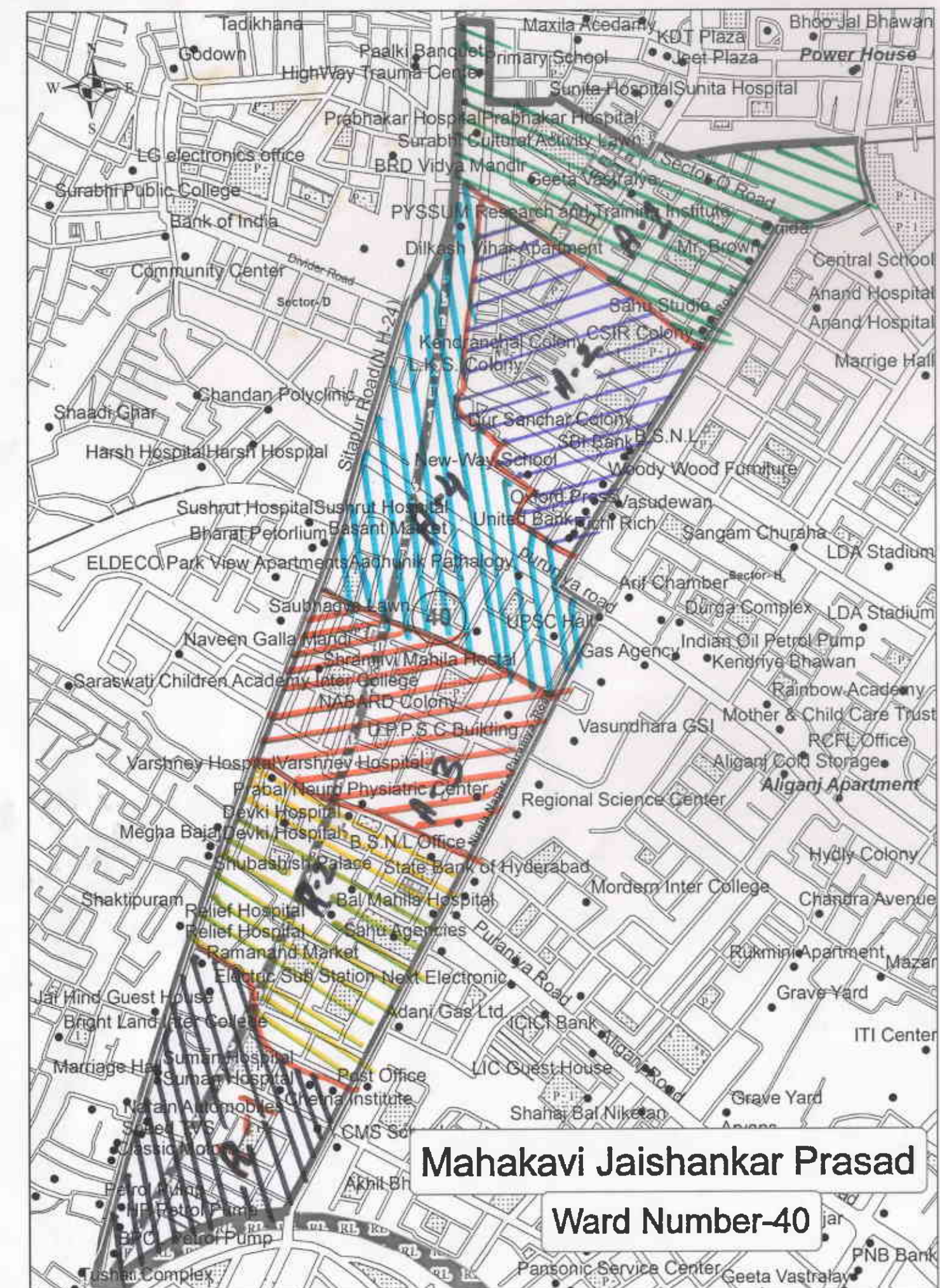
Auto III	S.no	Area	No of house holds	Population	Waste	Timing	Transfer station
		Sec C	990	4950	2.475	6 To 11	purniya pcts

Auto IV	S.no	Area	No of house holds	Population	Waste	Timing	Transfer station
		Kendrachal Colony	1200	6000	3	6 To 11	purniya pcts

Rickshaw-I	S.no	Area	No of house holds	Population	Waste	Timing	Transfer station
		Indira puri	280	1400	0.7	6 To 11	purniya pcts

Rikshaw II	S.no	Area	No of house holds	Population	Waste	Timing	Transfer station
		Puraniya gaon	260	1300	0.65	6 To 11	purniya pcts





Mahakavi Jaishankar Prasad

Ward Number-40



S.No	Ward no	Ward Name	No of HH	Total Population	Waste generation @500 gms per head in MT	Tipping Autos	Rickshaw
1	51	Jankipuram 1	6521	32605	16.3	6	2

Auto I	S.no	Area	No of house holds	Population	Waste	Timing	Transfer station
		Sec 2	1021	5105	2.5525	6 to 11	vishunupuri pcts

Auto II	S.no	Area	No of house holds	Population	Waste	Timing	Transfer station
		Sec 3,6	990	4950	2.475	6 to 11	vishunupuri pcts

Auto III	S.no	Area	No of house holds	Population	Waste	Timing	Transfer station
		Sec F	1080	5400	2.7	6 to 11	vishunupuri pcts

Auto IV	S.no	Area	No of house holds	Population	Waste	Timing	Transfer station
		Sec I	970	4850	2.425	6 to 11	vishunupuri pcts

Auto V	S.no	Area	No of house holds	Population	Waste	Timing	Transfer station
		Jankipuram Vistar	1010	5050	2.525	6 to 11	vishunupuri pcts

Auto VI	S.no	Area	No of house holds	Population	Waste	Timing	Transfer station
		Sec 1,4	1020	5100	2.55	6 to 11	vishunupuri pcts

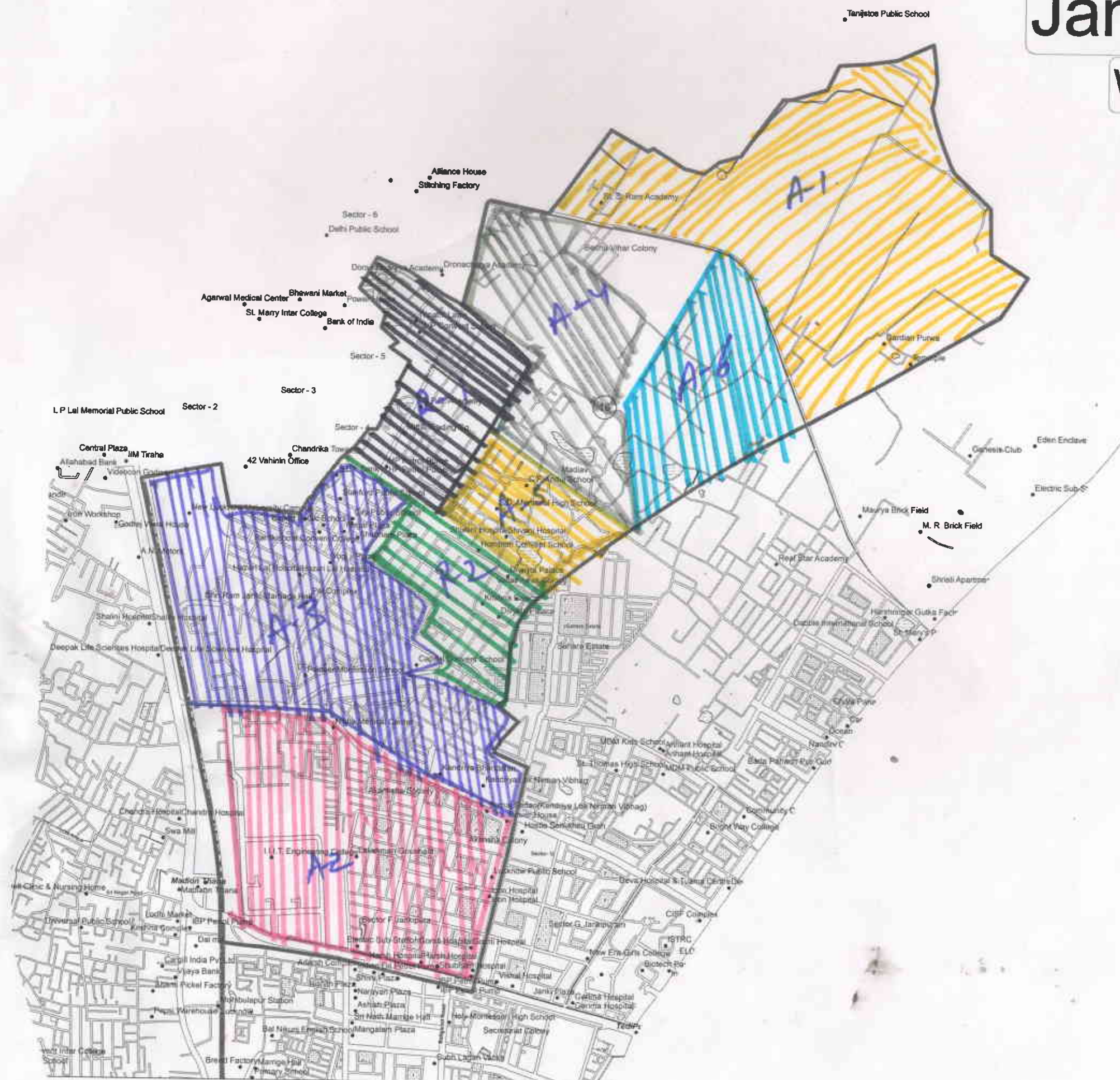
Rickshaw-I	S.no	Area	No of house holds	Population	Waste	Timing	Transfer station
		Madiyon Gaon	220	1100	0.55	6 to 11	vishunupuri pcts

Rikshaw II	S.no	Area	No of house holds	Population	Waste	Timing	Transfer station
		AKANSH colony	210	1050	0.525	6 to 11	vishunupuri pcts



# Jankipuram 1

## Ward Number-16





S.No	Ward no	Ward Name	No of HH	Total Population	Waste generation @500 gms per head in MT	Tipping Autos	Rickshaw
1	75	Faizullganj4	3850	19250	9.6	3	1

Auto I	S.no	Area	No of house holds	Population	Waste	Timing	Transfer station
		Gaytri Nagar	1090	5450	2.725	6 To 11	Puraniya pcts

Auto II	S.no	Area	No of house holds	Population	Waste	Timing	Transfer station
		priiti Nagar	1200	6000	3	6 To 11	Puraniya pcts

Auto III	S.no	Area	No of house holds	Population	Waste	Timing	Transfer station
		Basnat vihar	1090	5450	2.725	6 To 11	Puraniya pcts

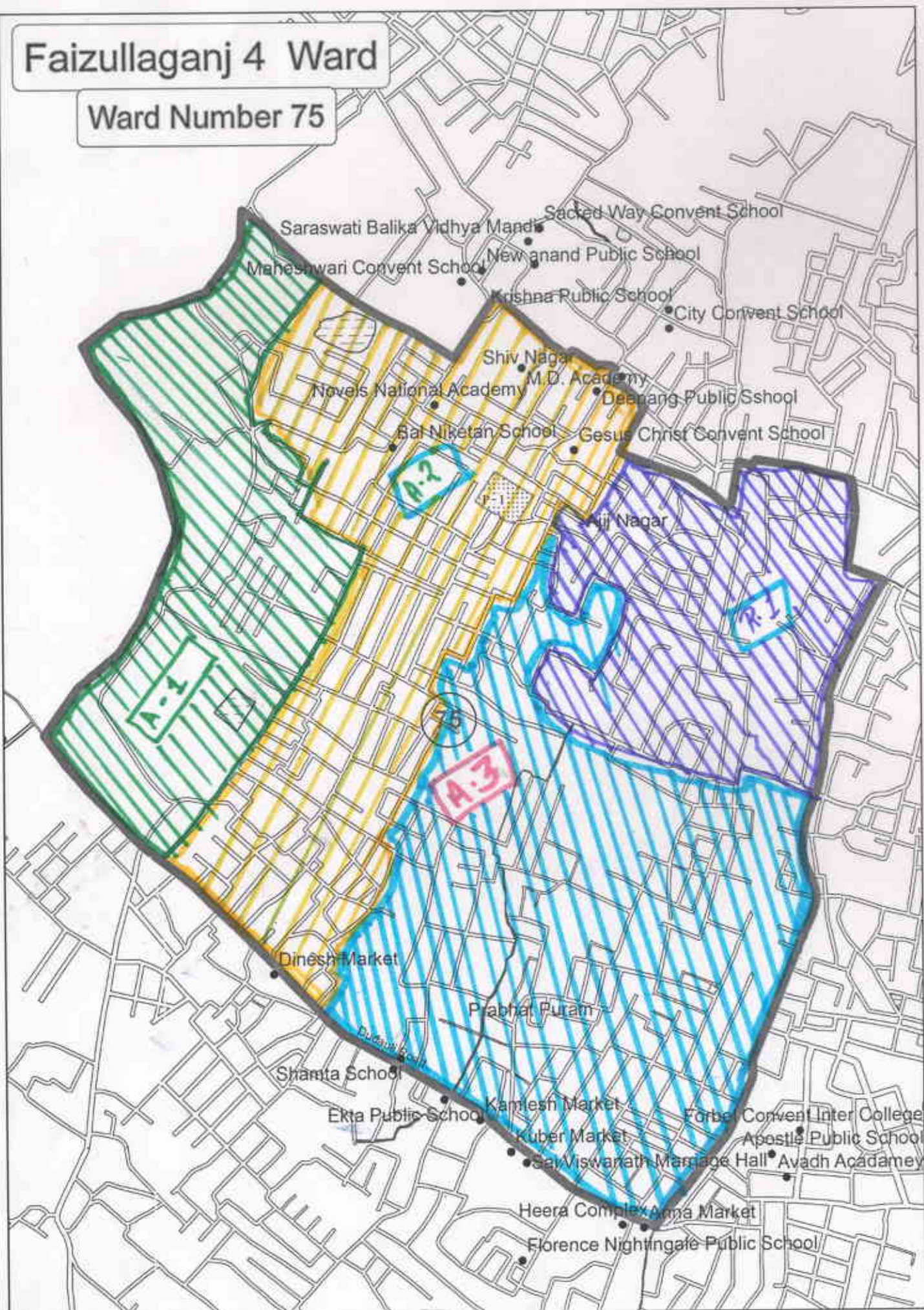
Rickshaw-I	S.no	Area	No of house holds	Population	Waste	Timing	Transfer station
		Lda Colony	230	1150	0.575	6 To 11	Puraniya pcts

Rikshaw II	S.no	Area	No of house holds	Population	Waste	Timing	Transfer station
		Lda Colony	220	1100	0.55	6 To 11	Puraniya pcts



# Faizullaganj 4 Ward

Ward Number 75





S.No	Ward no	Ward Name	No of HH	Total Population	Waste generation @500 gms per head in MT	Tipping Autos	Rickshaw
1	72	Triveni Nagar	6460	32300	16.2	6	2

Auto I	S.no	Area	No of house holds	Population	Waste	Timing	Transfer station
		Sri Nath ji Vihar	1090	5450	2.725	6 to 11	puraniay pcts

Auto II	S.no	Area	No of house holds	Population	Waste	Timing	Transfer station
		yogi Nagar	990	4950	2.475	6 to 11	puraniay pcts

Auto III	S.no	Area	No of house holds	Population	Waste	Timing	Transfer station
		Mausam Bagh	900	4500	2.25	6 to 11	puraniay pcts

Auto IV	S.no	Area	No of house holds	Population	Waste	Timing	Transfer station
		Shakti puram triveni Nagar2	900	4500	2.25	6 to 11	puraniay pcts

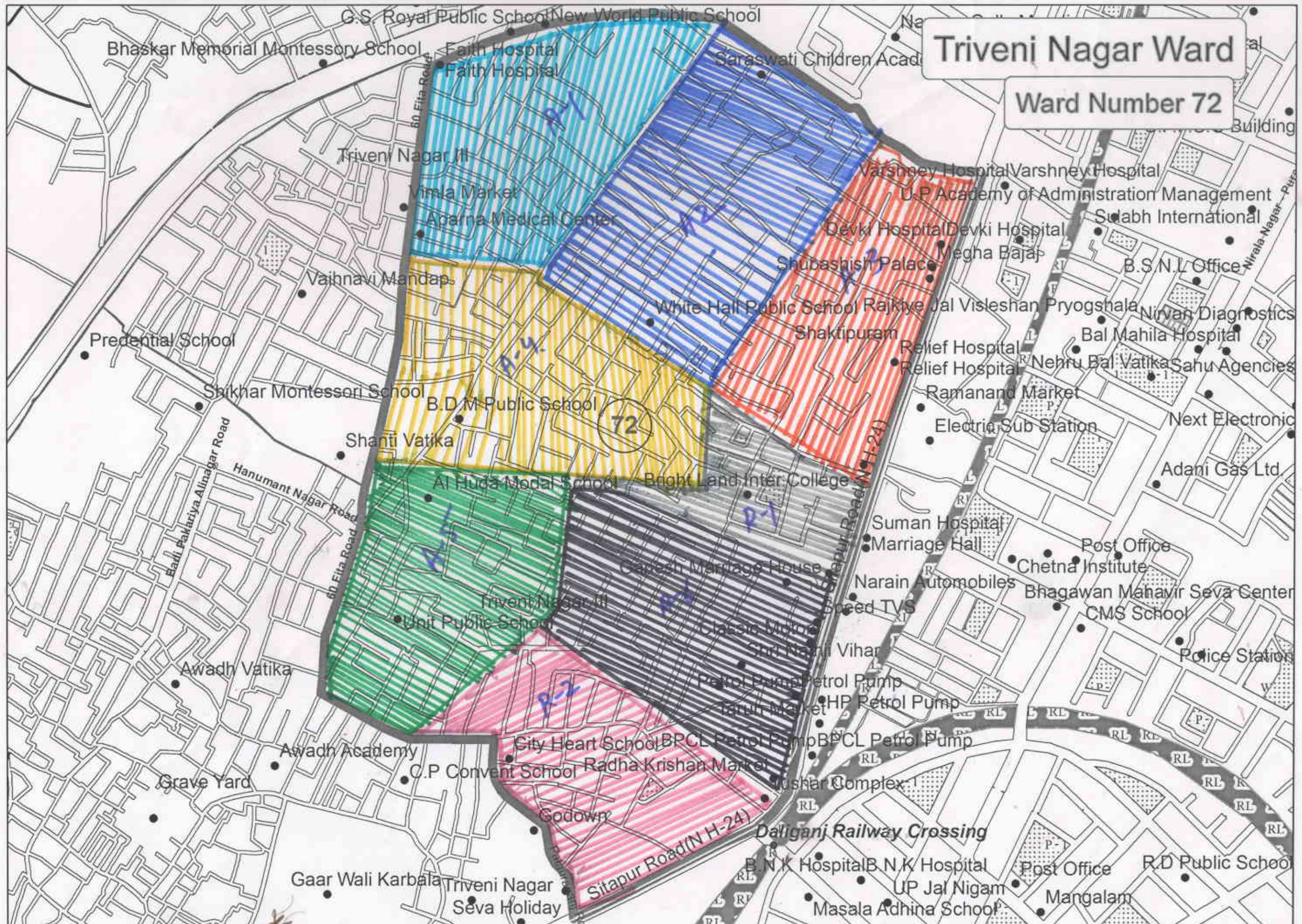
Auto V	S.no	Area	No of house holds	Population	Waste	Timing	Transfer station
		sri Puram	990	4950	2.475	6 to 11	puraniay pcts

Auto VI	S.no	Area	No of house holds	Population	Waste	Timing	Transfer station
		60 feeta road	1100	5500	2.75	6 to 11	puraniay pcts

Rickshaw-I	S.no	Area	No of house holds	Population	Waste	Timing	Transfer station
		Pataura ganj	250	1250	0.625	6 to 11	puraniay pcts

Rikshaw II	S.no	Area	No of house holds	Population	Waste	Timing	Transfer station
		pili cothi	240	1200	0.6	6 to 11	puraniay pcts







			LKO Zone IV - ID 11330					
S.no	Ward no	Ward Name	Ward ID	HH	Est Population	Est Qty of waste	No of Auto tippers Required	No of Rickshaws req
1	96	Rajiv Gandhi II	11430	5933	29665	15	6	0
2	41	Colvin College-Nishantganj Ward	11377	4226	21130	11	3	3
3	49	Chinhath 2	11383	7486	37430	19	6	4
4	45	Rafi Ahmad Kidwai Ward	11379	7183	35915	18	6	2
5	23	Paper Mill Colony Ward	11357	5139	25695	13	5	2
6	35	Chinhath 1 Ward	11376	11500	57500	29	9	8
7	61	Gomti Nagar	11381	3347	16735	8	3	2
8	69	Rajiv Gandhi I	11403	7572	37860	19	6	5
				<b>52386</b>	<b>261930</b>	<b>131</b>	<b>45</b>	<b>24</b>



S.No	Ward no	Ward Name	No of HH	Total Population	Waste generation @500 gms per head in MT	Tipping Autos	Rickshaw
1	96	Rajiv Gandhi II	5933	29665	14.8	6	0

Auto I	S.no	Area	No of house holds	Population	Waste	Timing	Transfer station
	1	Vinay khand 1	1012	5060	2.53	6am to 11am	gwari
	2	Vinay khand 3					
	3	Vinay khand 4					

Auto II	S.no	Area	No of house holds	Population	Waste	Timing	Transfer station
	1	Viram Khand 1	987	4935	2.47	6am to 11am	gwari

Auto III	S.no	Area	No of house holds	Population	Waste	Timing	Transfer station
	1	Viram Khand 2	871	4355	2.18	6am to 11am	gwari

Auto IV	S.no	Area	No of house holds	Population	Waste	Timing	Transfer station
	1	Viram Khand 3	1003	5015	2.51	6am to 11am	gwari

Auto V	S.no	Area	No of house holds	Population	Waste	Timing	Transfer station
	1	Viram Khand 4	945	4725	2.36	6am to 11am	gwari

Auto VI	S.no	Area	No of house holds	Population	Waste	Timing	Transfer station
	1	Viram Khand 5	1115	5575	2.79	6am to 11am	gwari



# Rajeev Gandhi 2 Ward

Ward Number 96



Sector-1 LDA



S.No	Ward no	Ward Name	No of HH	Total Population	Waste generation @500 gms per head in MT	Tipping Autos	Rickshaw
1	41	Colvin College-Nishantg	4226	21130	10.6	3	3

Auto I	S.no	Area	No of house holds	Population	Waste	Timing	Transfer station
	1	Gali no 1	1071	5355	2.6775	6 am to 11 am	gwari
	2	Gali no 2					
	3	Gali no 3					
	4	Gali no 4					
	5	Gali no 5					
	6	Gali no 6					
	7	Gali no 7					

Auto II	S.no	Area	No of house holds	Population	Waste	Timing	Transfer station
	1	Police Line	1100	5500	2.75	6 am to 11 am	gwari

Auto III	S.no	Area	No of house holds	Population	Waste	Timing	Transfer station
	1	New Hyderabad	1150	5750	2.875	6 am to 11 am	gwari
	2	Rajkiya colony					
	3	civil line colony					

Rickshaw-I	S.no	Area	No of house holds	Population	Waste	Timing	Transfer station
	1	Old Hyderabad	300	1500	0.75	6 am to 11 am	gwari

Rikshaw II	S.no	Area	No of house holds	Population	Waste	Timing	Transfer station
	1	Abalda colony	320	1600	0.8	6 am to 11 am	gwari

Rikshaw III	S.no	Area	No of house holds	Population	Waste	Timing	Transfer station
	1	kala kakkar colony	285	1425	0.7125	6 am to 11 am	gwari

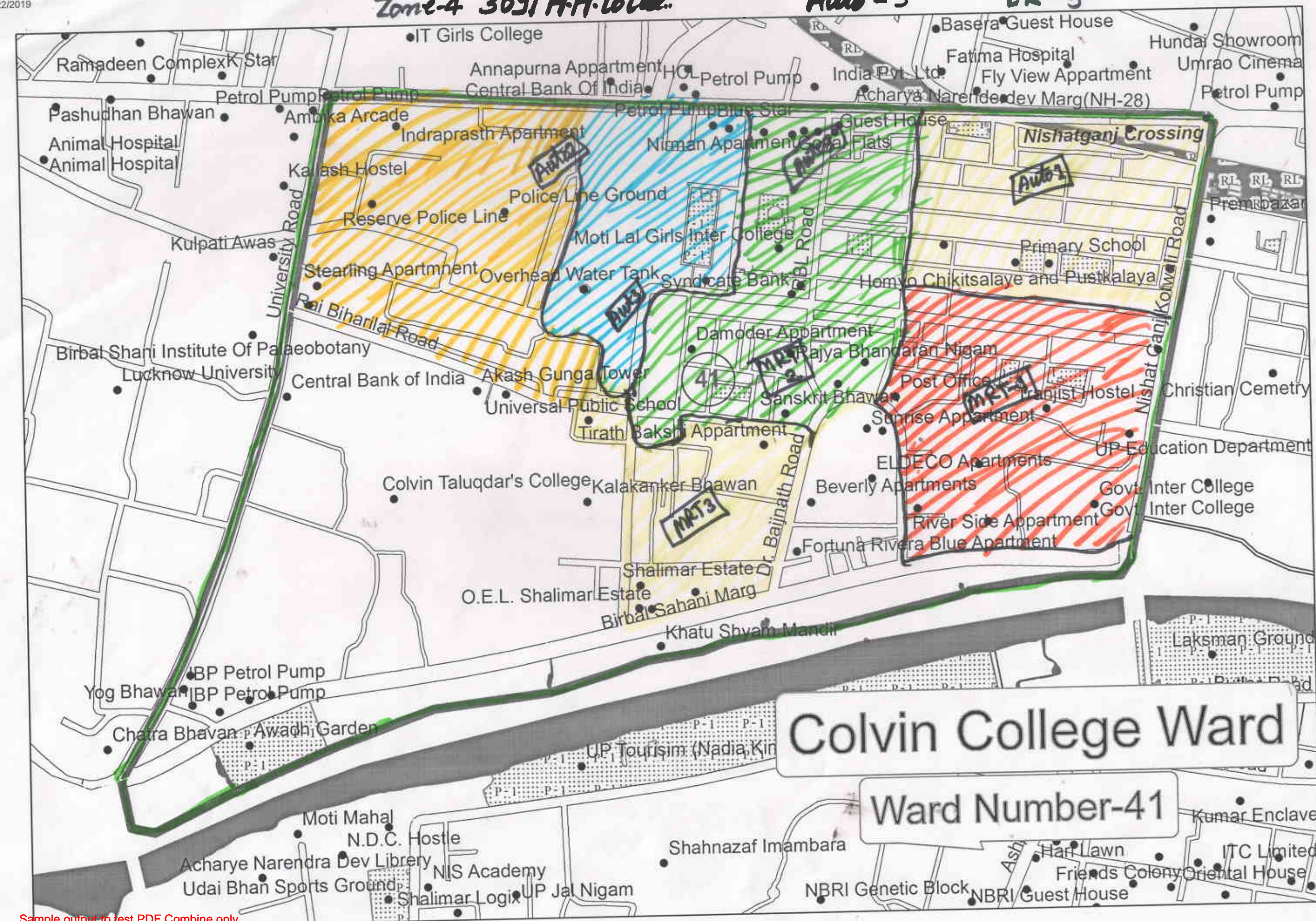


Zone-4 3091 HH.Total.

41Colvin College Ward\_a4 size.jpg

Auto - 3

ER-3





S.No	Ward no	Ward Name	No of HH	Total Population	Waste generation @500 gms per head in MT	Tipping Autos	Rickshaw
1	49	Chinhhat 2	7486	37430	18.7	6	4

Auto I	S.no	Area	No of house holds	Population	Waste	Timing	Transfer station
	1	Vibhav Khand 1	1098	5490	2.745	6am to 11am	gwari
	2	Vibhav Khand 2					
	3	Vibhav Khand 3					

Auto II	S.no	Area	No of house holds	Population	Waste	Timing	Transfer station
	1	Vijain Khand 2	1108	5540	2.77	6am to 11am	gwari
	2	Vijain Khand 3					
	3	Vijain Khand 4					

Auto III	S.no	Area	No of house holds	Population	Waste	Timing	Transfer station
	1	Vikrant Khand 1	980	4900	2.45	6am to 11am	gwari
	2	Vikrant Khand 2					
	3	Vikrant Khand 3					

Auto IV	S.no	Area	No of house holds	Population	Waste	Timing	Transfer station
	1	Vishesh Khand 1	995	4975	2.4875	6am to 11am	gwari
	2	Vishesh Khand 2					
	3	Vishesh Khand 3					
	4	Vishesh Khand 4					

Auto V	S.no	Area	No of house holds	Population	Waste	Timing	Transfer station
	1	Vibhuti Khand	1110	5550	2.775	6am to 11am	gwari
	2	Viraj Khand 1					
	3	Viraj Khand 2					
	4	Viraj Khand 3					
	5	Viraj Khand 4					
	6	Viraj Khand 5					

Auto VI	S.no	Area	No of house holds	Population	Waste	Timing	Transfer station
	1	Vikalp Khand 1	985	4925	2.4625	6am to 11am	gwari
	2	Vikalp Khand 2					
	3	Vikalp Khand 3					
	4	Vikalp Khand 4					

Rickshaw-I	S.no	Area	No of house holds	Population	Waste	Timing	Transfer station
	1	Vibhav Khand 4	315	1575	0.7875	6am to 11am	gwari

Rickshaw-II	S.no	Area	No of house holds	Population	Waste	Timing	Transfer station
	1	Vijain Khand 1	295	1475	0.7375	6am to 11am	gwari

Rickshaw-III	S.no	Area	No of house holds	Population	Waste	Timing	Transfer station
	1	Vinarm Khand 1	315	1575	0.7875	6am to 11am	gwari
	2	Vinarm Khand 2					

Rickshaw-IV	S.no	Area	No of house holds	Population	Waste	Timing	Transfer station
	1	Vastu Khand 3	285	1425	0.7125	6am to 11am	gwari
	2	Vastu Khand 4					



Zone-4

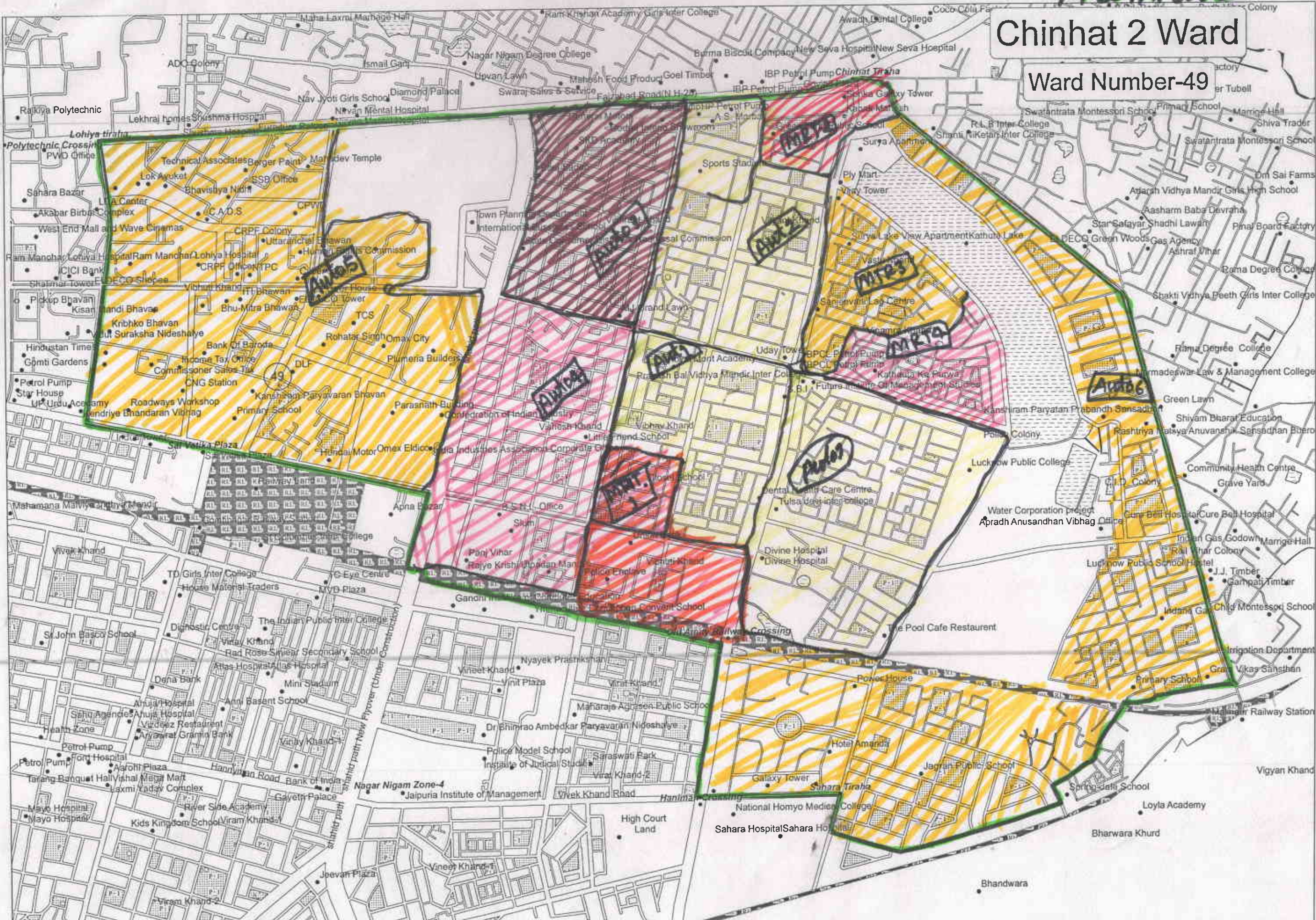
Auto-6

ER-4

7486 H.H.Total

# Chinhat 2 Ward

Ward Number-49





S.No	Ward no	Ward Name	No of HH	Total Population	Waste generation @500 gms per head in MT	Tipping Autos	Rickshaw
1	45	Rafi Ahmad Kidwai Ward	7183	35915	18.0	6	2

Auto I	S.no	Area	No of house holds	Population	Waste	Timing	Transfer station
		Vipul Khand 1	1066	5330	2.665	6am to 11am	gwari
		Vipul Khand 2					

Auto II	S.no	Area	No of house holds	Population	Waste	Timing	Transfer station
		Vipul Khand 3	1115	5575	2.7875	6am to 11am	gwari
		Vipul Khand 4					

Auto III	S.no	Area	No of house holds	Population	Waste	Timing	Transfer station
		Vipul Khand 5	1068	5340	2.67	6am to 11am	gwari
		Vipul Khand 6					

Auto IV	S.no	Area	No of house holds	Population	Waste	Timing	Transfer station
		Vishal Khand 1	1145	5725	2.8625	6am to 11am	gwari
		Vishal Khand 2					

Auto V	S.no	Area	No of house holds	Population	Waste	Timing	Transfer station
		Vishal Khand 3	1076	5380	2.69	6am to 11am	gwari
		Vishal Khand 4					
		Vishal Khand 5					

Auto VI	S.no	Area	No of house holds	Population	Waste	Timing	Transfer station
		Vikas Khand 1	1078	5390	2.695	6am to 11am	gwari
		Vikas Khand 2					
		Vikas Khand 3					
		Vikas Khand 4					
		Vikas Khand 5					

Rickshaw-I	S.no	Area	No of house holds	Population	Waste	Timing	Transfer station
		Gwari Gaon	320	1600	0.8	6am to 11am	gwari

Rickshaw-II	S.no	Area	No of house holds	Population	Waste	Timing	Transfer station
		Gwari Gaon	315	1575	0.7875	6am to 11am	gwari



Zone-4

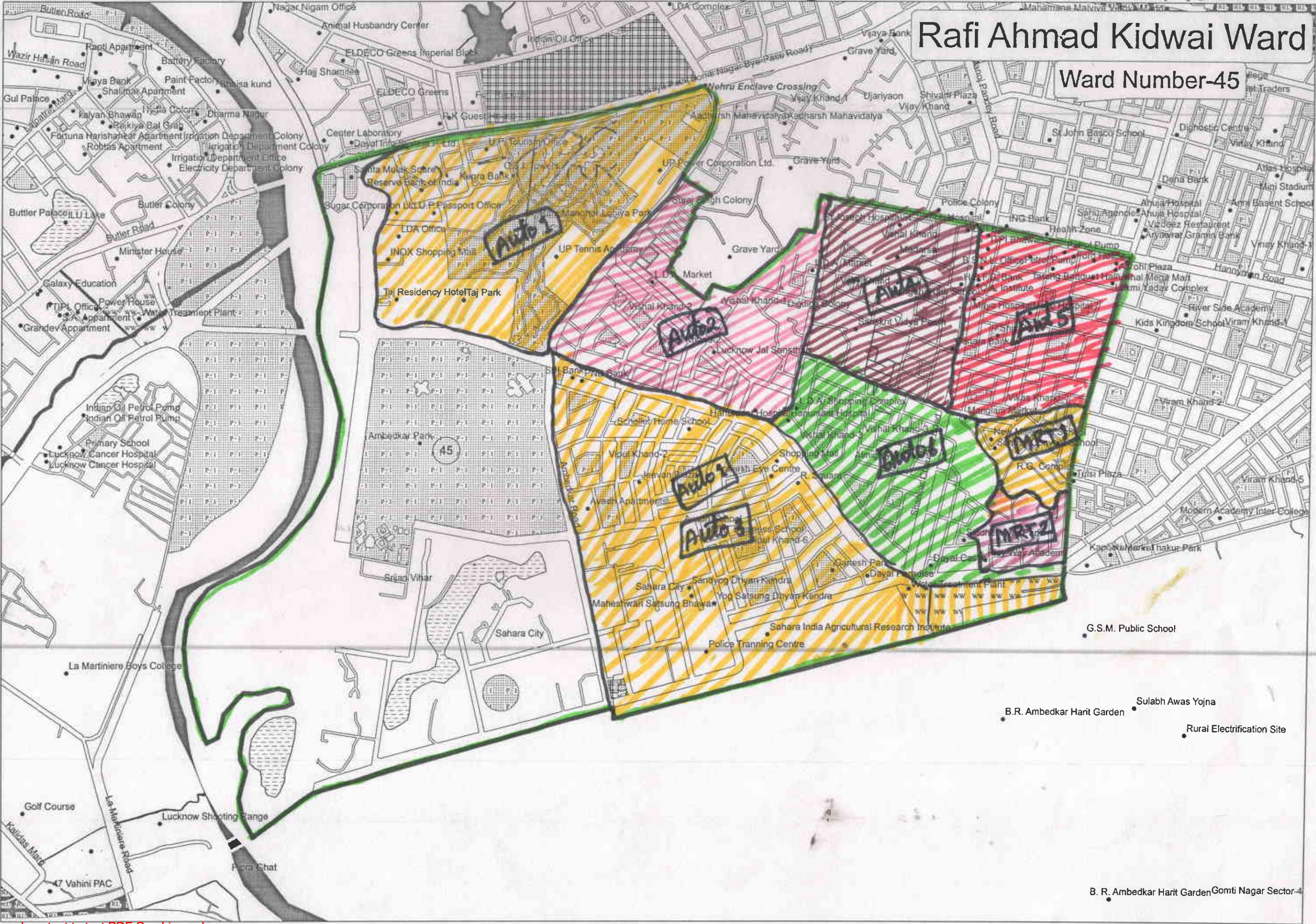
Auto 6

ER-2

7183 HH.Total

# Rafi Ahmad Kidwai Ward

## Ward Number-45





S.No	Ward no	Ward Name	No of HH	Total Population	Waste generation @500 gms per head in MT	Tipping Autos	Rickshaw
1	23	Paper Mill Colony Ward	5139	25695	12.8	5	2

Auto I	S.no	Area	No of house holds	Population	Waste	Timing	Transfer station
		Vishwas Khand 1	950	4750	2.375	6 am to 11 am	gwari
		Vishwas Khand 2					
		Vishwas Khand 3					

Auto II	S.no	Area	No of house holds	Population	Waste	Timing	Transfer station
		Nehru Enclave 1	865	4750	2.375	6 am to 11 am	gwari
		Nehru Enclave 2					

Auto III	S.no	Area	No of house holds	Population	Waste	Timing	Transfer station
		Badi Jugouli	885	4425	2.2125	6 am to 11 am	gwari

Auto IV	S.no	Area	No of house holds	Population	Waste	Timing	Transfer station
		Eldeco Green	950	4750	2.375	6 am to 11 am	gwari
		Bekumpur					
		Baba ka Purwa					
		Chakkar purwa					

Auto V	S.no	Area	No of house holds	Population	Waste	Timing	Transfer station
		Paper mill colony	950	4750	2.375	6 am to 11 am	gwari
		Badshahnagar					
		Sachiwalay colony					

Rickshaw-I	S.no	Area	No of house holds	Population	Waste	Timing	Transfer station
		Choti jugaoli	250	1250	0.625	6 am to 11 am	gwari

Rikshaw II	S.no	Area	No of house holds	Population	Waste	Timing	Transfer station
		New Akbar Nagar	289	1445	0.7225	6 am to 11 am	gwari

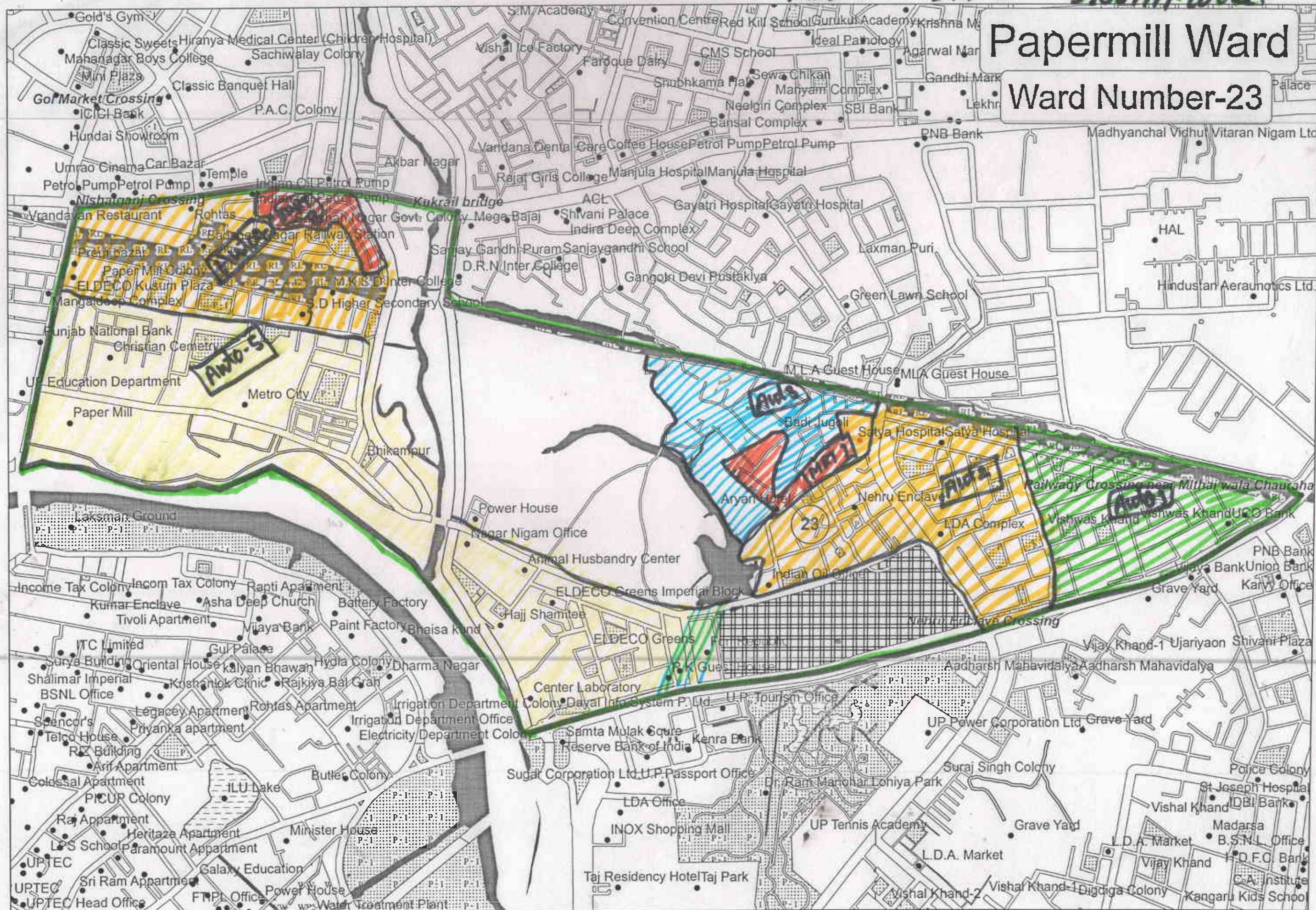


pg **Auto-5**

ER-2

5139 HH-Total

Ward Number-23





S.No	Ward no	Ward Name	No of HH	Total Population	Waste generation @500 gms per head in MT	Tipping Autos	Rickshaw
1	35	Chinhat 1 Ward	11500	57500	28.8	9	8

Auto I	S.no	Area	No of house holds	Population	Waste	Timing	Transfer station
		Vineet Khand 1	995	4975	2.4875	6 am to 11 pm	gwari
		Vineet Khand 2					
		Vineet Khand 3					
		Vineet Khand 4					

Auto II	S.no	Area	No of house holds	Population	Waste	Timing	Transfer station
		Gaurav Vihar	1012	5060	2.53	6 am to 11 pm	gwari
		Ashraf Vihar					

Auto III	S.no	Area	No of house holds	Population	Waste	Timing	Transfer station
		Anand vihar	1000	5000	2.5	6 am to 11 pm	gwari
		Satrik Road					

Auto IV	S.no	Area	No of house holds	Population	Waste	Timing	Transfer station
		Duda Colony	1018	5090	2.545	6 am to 11 pm	gwari

Auto V	S.no	Area	No of house holds	Population	Waste	Timing	Transfer station
		Chakmalohri	980	4900	2.45	6 am to 11 pm	gwari
		Malhor Station					

Auto VI	S.no	Area	No of house holds	Population	Waste	Timing	Transfer station
		Chinhat Kotwali	995	4975	2.4875	6 am to 11 pm	gwari
		New Gulista Colony					

Auto VII	S.no	Area	No of house holds	Population	Waste	Timing	Transfer station
		Chinhat Bazar	975	4875	2.4375	6 am to 11 pm	gwari
		Buddh vihar					

Auto VIII	S.no	Area	No of house holds	Population	Waste	Timing	Transfer station
		Sunara Tola	985	4925	2.4625	6 am to 11 pm	gwari
		Kumharan Tola					

Auto IX	S.no	Area	No of house holds	Population	Waste	Timing	Transfer station
		Nizam Pur	987	4935	2.4675	6 am to 11 pm	gwari
		Mallhor					

Rickshaw-I	S.no	Area	No of house holds	Population	Waste	Timing	Transfer station
		Ganga Vihar	325	1625	0.8125	6 am to 11 pm	gwari



	S.no	Area	No of house holds	Population	Waste	Timing	Transfer station
Rikshaw II		Ganga Vihar	320	1600	0.8	6 am to 11 pm	gwari

	S.no	Area	No of house holds	Population	Waste	Timing	Transfer station
Rikshaw III		New Gulista	310	1550	0.775	6 am to 11 pm	gwari

	S.no	Area	No of house holds	Population	Waste	Timing	Transfer station
Rikshaw IV		Buddh Vihar	323	1615	0.8075	6 am to 11 pm	gwari

	S.no	Area	No of house holds	Population	Waste	Timing	Transfer station
Rikshaw V		Duda Colony	350	1750	0.875	6 am to 11 pm	gwari

	S.no	Area	No of house holds	Population	Waste	Timing	Transfer station
Rikshaw VI		Chuiyya Mata ka Mandir	300	1500	0.75	6 am to 11 pm	gwari

	S.no	Area	No of house holds	Population	Waste	Timing	Transfer station
Rikshaw VII		Chuiyya Mata ka Mandir	300	1500	0.75	6 am to 11 pm	gwari

	S.no	Area	No of house holds	Population	Waste	Timing	Transfer station
Rikshaw VIII		Buddh vihar	325	1625	0.8125	6 am to 11 pm	gwari





C D. Public School  
Nandpura

Hashmudin Society

Vigyan Khand Amity College of Management

Green Land Public School  
Nav Jivan Inter College  
SDSN Public School

**Baba Gorkhnath Nager**

Baba Gorakhnath Nagar

Gitapuri Colony

Heritage Villa  
Ram Asrey Purwa



S.No	Ward no	Ward Name	No of HH	Total Population	Waste generation @500 gms per head in MT	Tipping Autos	Rickshaw
1	61	Gomti Nagar	3347	16735	8.4	3	2

Auto I	S.no	Area	No of house holds	Population	Waste	Timing	Transfer station
		Laxman puri	1000	5000	2.5	6 am to 11 am	gwari
		Sanjay gandhi puram					

Auto II	S.no	Area	No of house holds	Population	Waste	Timing	Transfer station
		Kailash kunj	1004	5020	2.51	6 am to 11 am	gwari
		Braham puri					
		Brahmpuri Sidhi line					
		Kali badi					
		Alok puri					

Auto III	S.no	Area	No of house holds	Population	Waste	Timing	Transfer station
	1	Sanjay Gandhi puram	1050	5250	2.625	6 am to 11 am	gwari
	2	M BLOCK					
	3	C BLOCK					
	4	Maruti puram					
	5	Ravindre palli					

Rickshaw-I	S.no	Area	No of house holds	Population	Waste	Timing	Transfer station
	1	T block	293	1465	0.7325	6 am to 11 am	gwari
	2	Harinagar					
	3	Kasaila					



4461 HH.Total.

Auto-3

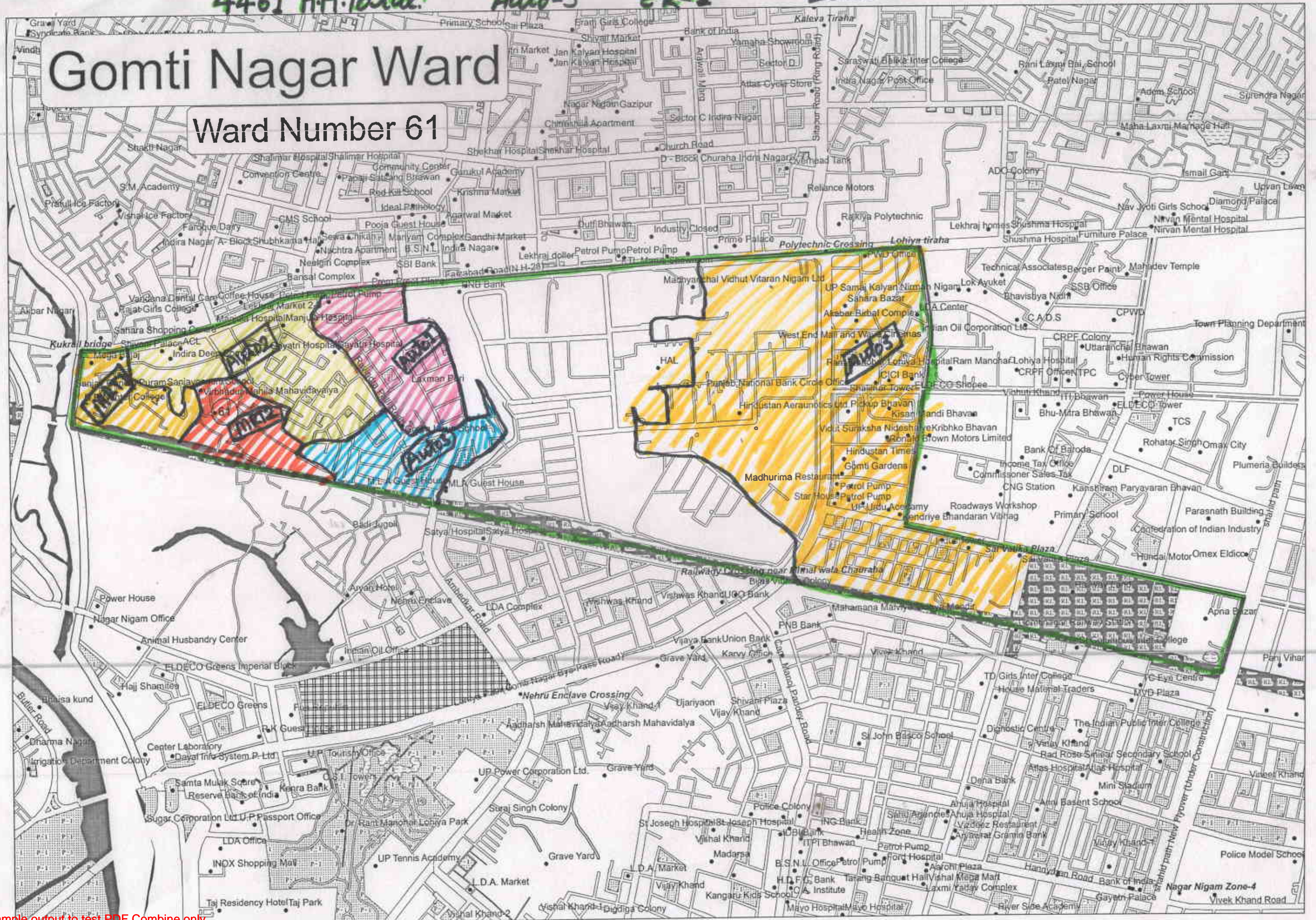
ER-2

Zone 4

61 Gomti Nagar Ward\_a2 map.jpg

# Gomti Nagar Ward

## Ward Number 61





S.No	Ward no	Ward Name	No of HH	Total Population	Waste generation @500 gms per head in MT	Tipping Autos	Rickshaw
1	69	Rajiv Gandhi 1	7572	37860	18.9	6	5

Auto I	S.no	Area	No of house holds	Population	Waste	Timing	Transfer station
		Vivek Khand 1	1091	5455	2.7275	6am to 11am	gwari

Auto II	S.no	Area	No of house holds	Population	Waste	Timing	Transfer station
		Vivek Khand 2	995	4975	2.4875	6am to 11am	gwari

Auto III	S.no	Area	No of house holds	Population	Waste	Timing	Transfer station
		Vivek khand 3	985	4925	2.4625	6am to 11am	gwari
		Vivek Khand 4					

Auto IV	S.no	Area	No of house holds	Population	Waste	Timing	Transfer station
		Vinay Khand 1	985	4925	2.4625	6am to 11am	gwari
		Vinay Khand 2					

Auto V	S.no	Area	No of house holds	Population	Waste	Timing	Transfer station
		Virat Khand 1	976	4880	2.44	6am to 11am	gwari
		Virat Khand 2					

Auto VI	S.no	Area	No of house holds	Population	Waste	Timing	Transfer station
		Virat Khand 3	995	4975	2.4875	6am to 11am	gwari
		Virat Khand 4					

Rickshaw-I	S.no	Area	No of house holds	Population	Waste	Timing	Transfer station
		<u>Ujariyaon</u>	320	1600	0.8	6am to 11am	gwari

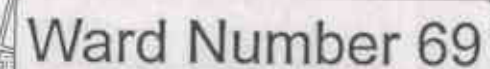
Rickshaw-II	S.no	Area	No of house holds	Population	Waste	Timing	Transfer station
		<u>Vijay Khand</u>	315	1575	0.7875	6am to 11am	gwari

Rickshaw-III	S.no	Area	No of house holds	Population	Waste	Timing	Transfer station
		<u>Ujariyaon</u>	290	1450	0.725	6am to 11am	gwari

Rickshaw-IV	S.no	Area	No of house holds	Population	Waste	Timing	Transfer station
		<u>Ujariyaon</u>	295	1475	0.7375	6am to 11am	gwari

Rickshaw-V	S.no	Area	No of house holds	Population	Waste	Timing	Transfer station
		<u>Vijay Khand</u>	325	1625	0.8125	6am to 11am	gwari







**LKO ZONE - 5 - I.D 11331**

S.No	WARD No.	WARD NAME	WARD I.D	HOUSE HOLD	Est. POPULATION	Est. Qty. OF WASTE	No. OF AUTO TIPPER REQUIRED	No. OF RICKSHAW REQUIRED
1	4	Sarojni Nagar Ward Part 1	11384	5092	25460	13	5	0
2	48	Babu Kunj Bihari	11382	3304	16520	7	1	7
3	47	Chitrgupt Nagar Ward	11389	6114	30570	15	5	4
4	39	Gurunanak Nagar	11373	5675	28375	18	1	15
5	19	Om Nagar	11387	4787	23935	16	1	13
6	9	Geeta Palli Ward	11386	5494	27470	18	1	15
7	29	Sarojni Nagar Ward Part 2	11367	5550	27750	14	5	2
8	22	Keshri Kheda Ward	11388	5675	28375	17	3	8
9	60	al Nagar- Sardar Patel Naga	11394	4337	21685	11	2	9
10	36	Guru Govind Singh	11370	2220	11100	4	1	4
TOTAL				48248	241240	133	25	77



ZONE	5		WARD	Sarojini Nagar 1st			WARD No.- 4
VEHICLE TYPE	S.No.	AREA	NO'S OF HOUSES HOLD	POPULATION	WASTE	TIMING	TRANSFER STATION / PCTS
AUTO - 1	1	GAURI BAJAR,AMAUSI GAON,GINDEN KHERA MURLI	1106	5,530	3	6am TO 11am	SCOOTER INDIA
AUTO - 2	2	VIHAR,HEERALAL NAGAR,NAVEEN GAURI	963	4,815	2	6am TO 11am	SCOOTER INDIA
AUTO - 3	3	JAIRAJPURI,SHAKTI VIHAR,SURAJ PALLI,SHAKTI VIHAR,ANANT VIHAR,EHGAL COLONY	1012	5,060	3	6am TO 11am	SCOOTER INDIA
AUTO - 4	4	HANUMANPURI,SHI VPURI,CHAUHANPU RAM	977	4,885	2	6am TO 11am	SCOOTER INDIA
AUTO - 5	5	DAROGAKHERA,KA SHIRAM COLONY,KRISHNAL OK	1034	5,170	3	6am TO 11am	SCOOTER INDIA
TOTAL			5092	25,460	13		







ZONE	5		WARD NAME	Babu Kunj Bihari			WARD No. - 48
VEHICLE TYPE	S.No.	AREA	NO'S OF HOUSES HOLD	POPULATION	WASTE	TIMING	TRANSFER STATION / PCTS
AUTO - 1	1	ARJUN NAGAR/PAWANPURI	1109	5,545	3	6Am TO 11Am	CHANDER NAGAR
	2	BHEEM NAGAR					
MANUAL RICHSAW-1	3	KAILASHPURI	320	1,600	1	6Am TO 11Am	CHANDER NAGAR
MANUAL RICHSAW-2	4	KAILASHPURI	295	1,475		6Am TO 11Am	CHANDER NAGAR
MANUAL RICHSAW-3	5	SUJANPURA	315	1,575	1	6Am TO 11Am	CHANDER NAGAR
MANUAL RICHSAW-4	6	SHANTI NAGAR/CHOTA BARHA	318	1,590		6Am TO 11Am	CHANDER NAGAR
MANUAL RICHSAW-5	7	CHOTA BARHA	302	1,510	1	6Am TO 11Am	CHANDER NAGAR
MANUAL RICHSAW-6	8	SUJANPURA,PAWANPURI	325	1,625		6Am TO 11Am	CHANDER NAGAR
MANUAL RICHSAW-7	9	PAWANPURI	320	1,600	1	6Am TO 11Am	CHANDER NAGAR
TOTAL			3304	14,920	7		

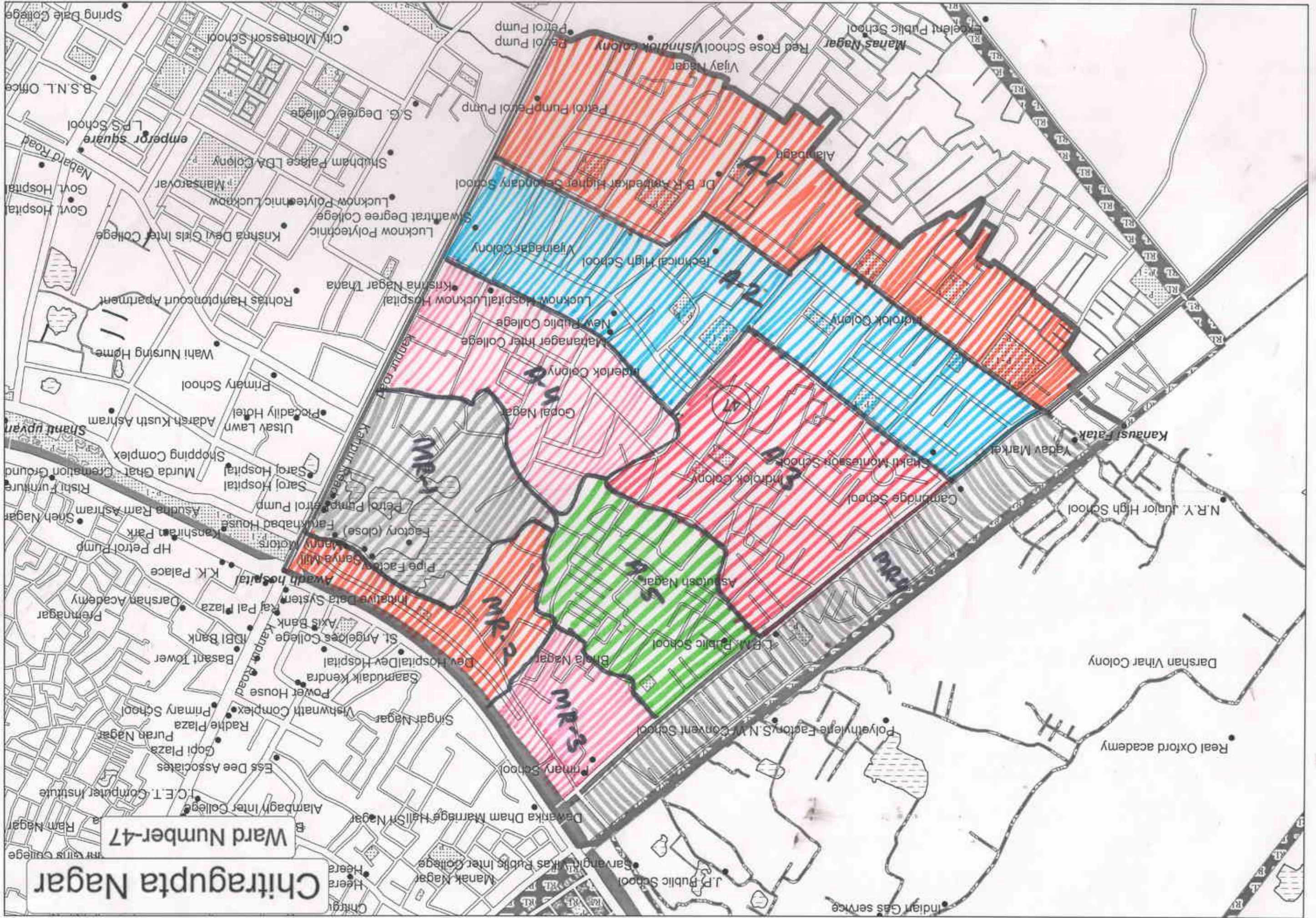






ZONE	5		WARD NAME	CHITRAGUPT NAGAR			WARD No. - 47
VEHICLE TYPE	S.No.	AREA	NO'S OF HOUSES HOLD	POPULATION	WASTE	TIMING	TRANSFER STATION / PCTS
AUTO - 1	1	SHIVAM NAGAR,PRATAP NAGAR,AMBEDHKAR NAGAR,BAJRANJ NAGAR,MALVIYA STATE	976	4,880	2	6Am TO 11Am	AWADH CHAURAHA
AUTO - 2	2	VIJAY NAGAR,KRISHNA NAGAR SOCIETY	985	4,925	2	6Am TO 11Am	AWADH CHAURAHA
AUTO - 3	4	INDRALOK,NEW INDRALOK COLONY,VINAY NAGAR	1062	5,310	3	6Am TO 11Am	AWADH CHAURAHA
AUTO - 4	8	SINDHU NAGAR,GOPAL NAGAR	956	4,780	2	6Am TO 11Am	AWADH CHAURAHA
AUTO - 5	11	ASHUTOSH NAGAR,NEW SINDHU NAGAR	998	4,990	2	6Am TO 11Am	AWADH CHAURAHA
MANUAL RICKSHAW - 1	14	JAFER KHERA,SUBASH NAGAR	265	1,325	1	6Am TO 11Am	AWADH CHAURAHA
MANUAL RICKSHAW - 2	15	BHOLAKHERA,SUBASH NAGAR	284	1,420	1	6Am TO 11Am	AWADH CHAURAHA
MANUAL RICKSHAW - 3		BHOLAKHERA	294	1,470	1	6Am TO 11Am	AWADH CHAURAHA
MANUAL RICKSHAW - 4		INDRAPURI,NEW INDRAPURI	294	1,470	1	6Am TO 11Am	AWADH CHAURAHA
TOTAL			6114	27,630	15		







ZONE	5		WARD NAME	GURU NANAK NAGAR			WARD No. - 39
VEHICLE TYPE	S.No.	AREA	NO'S OF HOUSES HOLD	POPULATION	WASTE	TIMING	TRANSFER STATION / PCTS
AUTO - 1	1	SNEH NAGAR, VISESHWAR NAGAR	1086	5,430	3	6Am TO 11Am	AWADH CHAURAHA
MANUAL RICKSHAW - 1	2	NATKHERA, GURU NANAK NAGAR	309	1,545	1	6Am TO 11Am	AWADH CHAURAHA
MANUAL RICKSHAW - 2	3	JAI PRAKASH NAGAR, KELA GODOWN	301	1,505	1	6Am TO 11Am	AWADH CHAURAHA
MANUAL RICKSHAW - 3	4	SUNDER NAGAR	293	1,465	1	6Am TO 11Am	AWADH CHAURAHA
MANUAL RICKSHAW - 4	5	JODHA KHERA	302	1,510	1	6Am TO 11Am	AWADH CHAURAHA
MANUAL RICKSHAW - 5	6	PURAN NAGAR	305	1,525	1	6Am TO 11Am	AWADH CHAURAHA
MANUAL RICKSHAW - 6	7	NEW SARDARI KHERA	302	1,510	1	6Am TO 11Am	AWADH CHAURAHA
MANUAL RICKSHAW - 7	8	PREM NAGAR	306	1,530	1	6Am TO 11Am	AWADH CHAURAHA
MANUAL RICKSHAW - 8	9	PREM NAGAR	310	1,550	1	6Am TO 11Am	AWADH CHAURAHA
MANUAL RICKSHAW - 9	10	JAI PRAKASH NAGAR	304	1,520	1	6Am TO 11Am	AWADH CHAURAHA
MANUAL RICKSHAW - 10	11	NAYI BASTI, INDIAN PUBLIC SCHOOL	313	1,565	1	6Am TO 11Am	AWADH CHAURAHA
MANUAL RICKSHAW - 11	12	VISHESHWAR NAGAR	312	1,560	1	6Am TO 11Am	AWADH CHAURAHA
MANUAL RICKSHAW - 12	13	RAJCHANDRA HOSPITAL, DAMODAR NAGAR	305	1,525	1	6Am TO 11Am	AWADH CHAURAHA
MANUAL RICKSHAW - 13	14	DAMODAR NAGAR	304	1,520	1	6Am TO 11Am	AWADH CHAURAHA
MANUAL RICKSHAW - 14	15	SNEH NAGAR	312	1,560	1	6Am TO 11Am	AWADH CHAURAHA
MANUAL RICKSHAW - 15	16	AMRUDAHIBAGH	311	1,555	1	6Am TO 11Am	AWADH CHAURAHA



TOTAL	5675	28,375	18	
-------	------	--------	----	--

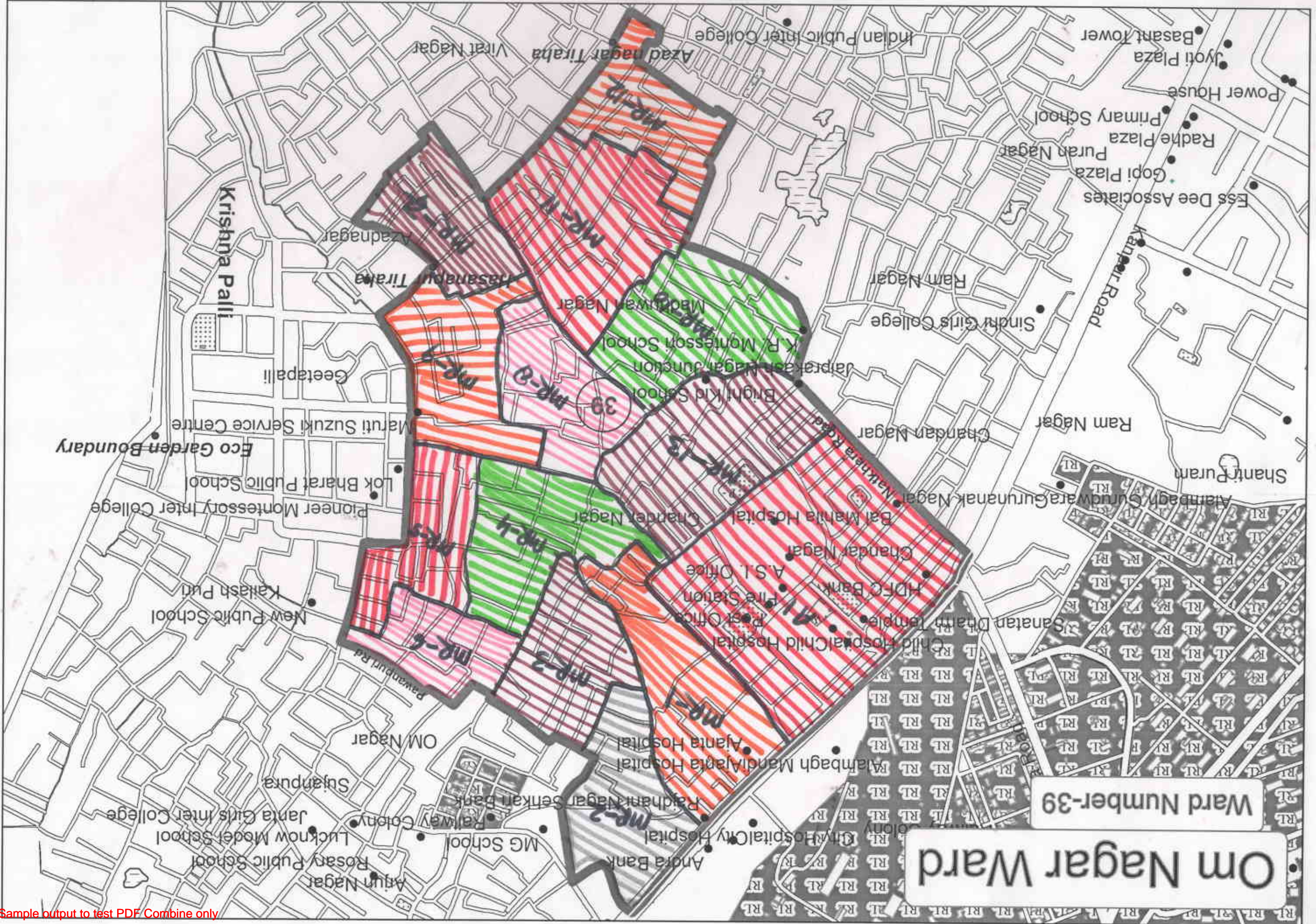






ZONE	5		WARD	OM NAGAR			WARD No.-19
VEHICLE TYPE	S.No.	AREA	NO'S OF HOUSES HOLD	POPULATION	WASTE	TIMING	TRANSFER STATION / PCTS
AUTO - 1	1	CHANDER NAGAR	1254	6,270	3	6Am TO 11Am	CHANDER NAGAR
MANUAL RICKSHAW - 1	2	KURIYANA	278	1,390	1	6Am TO 11Am	CHANDER NAGAR
MANUAL RICKSHAW - 2	3	PURANA SARDARI KHERA	284	1,420	1	6Am TO 11Am	CHANDER NAGAR
MANUAL RICKSHAW - 3	4	KURIYANA,BHIL AWAN	298	1,490	1	6Am TO 11Am	CHANDER NAGAR
MANUAL RICKSHAW - 4	5	OM NAGAR	276	1,380	1	6Am TO 11Am	CHANDER NAGAR
MANUAL RICKSHAW - 5	6	OM NAGAR	299	1,495	1	6Am TO 11Am	CHANDER NAGAR
MANUAL RICKSHAW - 6	7	OM NAGAR	256	1,280	1	6Am TO 11Am	CHANDER NAGAR
MANUAL RICKSHAW - 7	8	SAKETPURI	302	1,510	1	6Am TO 11Am	CHANDER NAGAR
MANUAL RICKSHAW - 8	9	RISHI NAGAR	276	1,380	1	6Am TO 11Am	CHANDER NAGAR
MANUAL RICKSHAW - 9	10	OM NAGAR,SAKETP LIRI	249	1,245	1	6Am TO 11Am	CHANDER NAGAR
MANUAL RICKSHAW - 10	11	JAI PRAKASH NAGAR	256	1,280	1	6Am TO 11Am	CHANDER NAGAR
MANUAL RICKSHAW - 11	12	MADHUBAN NAGAR,SHAKTI NAGAR	272	1,360	1	6Am TO 11Am	CHANDER NAGAR
MANUAL RICKSHAW - 12	13	MADHUBAN NAGAR	267	1,335	1	6Am TO 11Am	CHANDER NAGAR
MANUAL RICKSHAW - 13	14	BHILAWAN	220	1,100	1	6Am TO 11Am	CHANDER NAGAR
TOTAL			4787	23,935	16		







ZONE	5		WARD	GEETA PALLI			WARD No.-9
VEHICLE TYPE	S.No.	AREA	NO'S OF HOUSES HOLD	POPULATION	WASTE	TIMING	TRANSFER STATION / PCTS
AUTO - 1	1	GEETA PALLI	1209	6,045	3	6Am TO 11Am	CHANDER NAGAR
MANUAL RICKSHAW -1	2	HASNAPUR,P URANA GAS GODOWN	274	1,370	1	6Am TO 11Am	CHANDER NAGAR
MANUAL RICKSHAW -2	3	KRISHNAPALLI	289	1,445	1	6Am TO 11Am	CHANDER NAGAR
MANUAL RICKSHAW -3	4	SANJAY GANDHI MARG	283	1,415	1	6Am TO 11Am	CHANDER NAGAR
MANUAL RICKSHAW -4	5	AZAD NAGAR,KRISH NAPALLI	268	1,340	1	6Am TO 11Am	CHANDER NAGAR
MANUAL RICKSHAW -5	6	AZAD NAGAR	294	1,470	1	6Am TO 11Am	CHANDER NAGAR
MANUAL RICKSHAW -6	7	AZAD NAGAR	284	1,420	1	6Am TO 11Am	CHANDER NAGAR
MANUAL RICKSHAW -7	8	FAUZI COLONY	290	1,450	1	6Am TO 11Am	CHANDER NAGAR
MANUAL RICKSHAW -8	9	AZAD NAGAR	284	1,420	1	6Am TO 11Am	CHANDER NAGAR
MANUAL RICKSHAW -9	10	VIRAT NAGAR	296	1,480	1	6Am TO 11Am	CHANDER NAGAR
MANUAL RICKSHAW -10	11	PAKARI	267	1,335	1	6Am TO 11Am	CHANDER NAGAR
MANUAL RICKSHAW -11	12	PAKARI	286	1,430	1	6Am TO 11Am	CHANDER NAGAR
MANUAL RICKSHAW -12	13	KACCHI BASTI	276	1,380	1	6Am TO 11Am	CHANDER NAGAR
MANUAL RICKSHAW -13	14	GOPALPURI	307	1,535	1	6Am TO 11Am	CHANDER NAGAR
MANUAL RICKSHAW -14	15	GOPALPURI	298	1,490	1	6Am TO 11Am	CHANDER NAGAR
MANUAL RICKSHAW -15	16	GOPALPURI	289	1,445	1	6Am TO 11Am	CHANDER NAGAR
TOTAL			5494	27470	18		







ZONE	5		WARD	SAROJINI NAGAR 2ND			WARD No.- 29
VEHICLE TYPE	S.No.	AREA	NO'S OF HOUSES HOLD	POPULATION	WASTE	TIMING	TRANSFER STATION / PCTS
AUTO - 1	1	SAKSHARTA NIKETAN,VISHNULO K	642	3,210	2	6Am TO 11Am	SCOOTER INDIA
AUTO - 2	2	MANAS NAGAR,ASHA RAM BAPU ROAD	778	3,890	2	6Am TO 11Am	SCOOTER INDIA
AUTO - 3	3	P.A.C COLONY,AZAD NAGAR,BADALIKHE RA	784	3,920	2	6Am TO 11Am	SCOOTER INDIA
AUTO - 4	4	TAPOWAN NAGAR,HARI OM NAGAR,BA KRISHNA PURAM	841	4,205	2	6Am TO 11Am	SCOOTER INDIA



AUTO - 5	5	CIPET,AWADH VIHAR COLONY,SHAMA VIHAR COLONY	823	4,115	2	6Am TO 11Am	SCOOTER INDIA
MANUAL RICHSAW-1	6	NARAYANPURI	861	4,305	2	6Am TO 11Am	SCOOTER INDIA
MANUAL RICHSAW-2	7	NARAYANPURI	821	4,105	2	6Am TO 11Am	SCOOTER INDIA
TOTAL			5550	27,750	14		







ZONE	5		WARD	KESARIKHERA			WARD No.-22
VEHICLE TYPE	S.No.	AREA	NO'S OF HOUSES HOLD	POPULATION	WASTE	TIMING	TRANSFER STATION / PCTS
AUTO - 1	1	VIKRAM NAGAR,SURYA NAGAR	1156	5,780	3	6Am TO 11Am	AWADH CHAURAHA
AUTO - 2	2	DRM OFFICE,KESARIK HERA	1056	5,280	3	6Am TO 11Am	AWADH CHAURAHA
AUTO - 3	3	KANAUSI,OSHO NAGAR	1041	5,205	3	6Am TO 11Am	AWADH CHAURAHA
MANUAL RICKSHAW - 1	4	TEJI KHERA	304	1,520	1	6Am TO 11Am	AWADH CHAURAHA
MANUAL RICKSHAW - 2	5	BALDEV KHERA	301	1,505	1		
MANUAL RICKSHAW - 3	6	DHENDHA KHERA,DHEEP NAGAR	312	1,560	1		
MANUAL RICKSHAW - 4	7	MARDAN KHERA,NEW MANAK NAGAR	297	1,485	1		
MANUAL RICKSHAW - 5	8	MEHANDIKHER A	315	1,575	1		
MANUAL RICKSHAW - 6	9	SURYA NAGAR	284	1,420	1		
MANUAL RICKSHAW - 7	10	KANAUSI	306	1,530	1	6Am TO 11Am	AWADH CHAURAHA
MANUAL RICKSHAW - 8	11	KANAUSI	303	1,515	1	6Am TO 11Am	AWADH CHAURAHA
TOTAL			5675	25,330	17		







ZONE	5		WARD	RAMJILAL NAGAR/SARDAR PATEL			WARD No.-60
VEHICLE TYPE	S.No.	AREA	NO'S OF HOUSES HOLD	POPULATION	WASTE	TIMING	TRANSFER STATION / PCTS
AUTO - 1	1	SINGAR NAGAR,SHRI NAGAR	974	4,870	2	6Am TO 11Am	AWADH CHAURAHA
AUTO - 2	2	SAMAR VIHAR,CHITRAGUPT NAGAR	985	4,925	2	6Am TO 11Am	AWADH CHAURAHA
MANUAL RICHSAW-1	3	ALAMBAGH THANA,SHAHI MASJID	294	1,470	1	6Am TO 11Am	AWADH CHAURAHA
MANUAL RICHSAW-2	4	RAM PRASAD KHERA	297	1,485	1	6Am TO 11Am	AWADH CHAURAHA
MANUAL RICHSAW-3	5	RAM NAGAR,MANGAL KHERA					
MANUAL RICHSAW-4	6	RAM NAGAR,AMRUDAHIBAGH	292	1,460	1	6Am TO 11Am	AWADH CHAURAHA
MANUAL RICHSAW-5	7	BAHADUR KHERA	295	1,475	1	6Am TO 11Am	AWADH CHAURAHA
MANUAL RICHSAW-6	8	BAHADUR KHERA,GEETA NAGAR	301	1,505	1	6Am TO 11Am	AWADH CHAURAHA
MANUAL RICHSAW-7	9	SHAYAM NAGAR	294				
MANUAL RICHSAW-8	10	SHRI NAGAR	304	1,520	1	6Am TO 11Am	AWADH CHAURAHA



MANUAL RICHTSAW- 9	11	NEW SHRI NAGAR,BRAHM NAGAR	301	1,505	1	6Am TO 11Am	AWADH CHAURAHA
TOTAL			4337	20,215	11		







ZONE	5		WARD	GURU GOVIND SINGH			WARD No.-36
VEHICLE TYPE	S.No.	AREA	NO'S OF HOUSES HOLD	POPULATION	WASTE	TIMING	TRANSFER STATION / PCTS
AUTO - 1	1	ADARSH NAGAR,PATEL NAGAR,SUPPLY DEPARTMENT	1011	5,055	3	6Am TO 11Am	CHANDER NAGAR
MANUAL RICHSAW-1	2	ANAND NAGAR	308	1,540	1	6Am TO 11Am	CHANDER NAGAR
MANUAL RICHSAW-2	3	ANAND NAGAR,HOME GUARD MUKHYALAYA	304	1,520	1	6Am TO 11Am	CHANDER NAGAR
MANUAL RICHSAW-3	4	SHANTI NAGAR,BARA BARHA	298				
MANUAL RICHSAW-4	5	BARA BARHA	299				
TOTAL			2220	8,115	4		







LKO Zone VI - ID 11332								
S.no	Ward no	Ward Name	Ward ID	HH	Est Population	Est Qty of waste	No of Auto tippers Required	No of Rickshaws req
1	97	Amberganj Ward	11412	4127	20635	10	1	11
2	76	New Haidarganj 1	11407	5243	26215	13	2	12
3	110	Maulana Kalbey Abeed Ward 2nd	11414	1979	9895	5	0	7
4	79	Mallahi Tola 1	11409	5361	26805	13	1	14
5	20	Alam Nagar Ward	11401	6774	33870	17	5	5
6	90	Daulat Ganj Ward	11424	2500	12500	6	0	8
7	100	Asharfa Bad Ward	11413	1905	9525	5	0	7
8	82	Sheetla Devi Ward	11416	6868	34340	17	1	11
9	37	Kanhaiya Madhopur 1	11406	5352	26760	13	2	12
10	17	New Haidarganj 2	11397	4800	24000	12	2	10
11	93	Gadi Pir Khan Ward	11427	5609	28045	14	2	13
12	101	Maulana Kalbey Abeed Ward Ist	11421	4001	20005	10	1	11
13	15	Bala Ganj Ward	11395	9361	46805	23	4	19
14	103	Kashmiri Mohlla Ward	11417	3988	19940	10	0	13
15	87	Mallahi Tola 2	11410	3735	18675	9	1	10
16	89	Husaunabad Ward	11411	3907	19535	10	1	10
17	95	Acharya Narendra Dev Ward	11429	3339	16695	8	0	11
18	13	Sadatganj Ward	11393	6648	33240	17	1	18
19	25	Kanhaiya Madhopur 2	11404	5205	26025	13	2	12
20	108	Chowk Kali Ji Bazar Ward	11419	2673	13365	7	1	7
21	11	New Haidarganj 3	11392	4955	24775	12	1	12
22	107	Bhawani Ganj	11441	3400	17000	9	1	9
				<b>101730</b>	<b>508650</b>	<b>254</b>	<b>27</b>	<b>243</b>



S.No	Ward no	Ward Name	No of HH	Total Population	Waste generation @500 gms per head in MT	Tipping Autos	Rickshaw
1	97	Amberganj Ward	4127	20635	10.3	1	11

Auto I	Sl.no	Area	No of house holds	Population	Waste	Timing	Transfer station/PCTS
	1	Momin Nagar	1000	5000	2.5	6am to 12 pm	Thakurganj
		Gulab nagar					
		Ansan Nagar					

Rickshaw I	S.no	Area	No of house holds	Population	Waste	Timing	Transfer station
	1	Pasandbagh	300	1500	0.75	6am to 12 pm	Thakurganj
		Bismil Nagar					

Rickshaw II	S.no	Area	No of house holds	Population	Waste	Timing	Transfer station
	1	Amabarganj	280	1400	0.7	6am to 12 pm	Thakurganj
		Wajir bagh					

Rickshaw III	S.no	Area	No of house holds	Population	Waste	Timing	Transfer station
	1	Wajir bagh	270	1350	0.675	6am to 12 pm	Thakurganj

Rickshaw IV	S.no	Area	No of house holds	Population	Waste	Timing	Transfer station
	1	Wajir bagh	310	1550	0.775	6am to 12 pm	Thakurganj

Rickshaw V	S.no	Area	No of house holds	Population	Waste	Timing	Transfer station
	1	Wajir bagh	290	1450	0.725	6am to 12 pm	Thakurganj

Rickshaw-VI	S.no	Area	No of house holds	Population	Waste	Timing	Transfer station
	1	Wajir bagh	290	1450	0.725	6am to 12 pm	Thakurganj

Rikshaw VII	S.no	Area	No of house holds	Population	Waste	Timing	Transfer station
	1	Wajir Bagh	270	1350	0.675	6am to 12 pm	Thakurganj

Rikshaw VIII	S.no	Area	No of house holds	Population	Waste	Timing	Transfer station
	1	Wajir Bagh	280	1400	0.7	6am to 12 pm	Thakurganj

Rikshaw IX	S.no	Area	No of house holds	Population	Waste	Timing	Transfer station
	1	Wajir Bagh	270	1350	0.675	6am to 12 pm	Thakurganj

Rikshaw X	S.no	Area	No of house holds	Population	Waste	Timing	Transfer station
	1	Wajir Bagh	280	1400	0.7	6am to 12 pm	Thakurganj

Rikshaw XI	S.no	Area	No of house holds	Population	Waste	Timing	Transfer station
	1	Wajir Bagh	290	1450	0.725	6am to 12 pm	Thakurganj

<b>Total</b>	<b>4130</b>	<b>20650</b>	<b>10.325</b>
--------------	-------------	--------------	---------------







S.No	Ward no	Ward Name	No of HH	Total Population	Waste generation @500 gms per head in MT	Tipping Autos	Rickshaw
1	76	New Haidarganj 1	5243	26215	13.1	2	12

Auto I	S.no	Area	No of house holds	Population	Waste	Timing	Transfer station
		New haidarganj	1000	5000	2.5	6am to 12pm	Malpur

Auto II	S.no	Area	No of house holds	Population	Waste	Timing	Transfer station
		Campwal road	800	4000	2	6am to 12pm	Malpur

Rickshaw-I	S.no	Area	No of house holds	Population	Waste	Timing	Transfer station
		Hasiya mau	250	1250	0.625	6am to 12pm	Malpur

Rickshaw-II	S.no	Area	No of house holds	Population	Waste	Timing	Transfer station
		Rifa colony	270	1350	0.675	6am to 12pm	Malpur

Rickshaw-III	S.no	Area	No of house holds	Population	Waste	Timing	Transfer station
		Hazzi Tola	250	1250	0.625	6am to 12pm	Malpur

Rickshaw-IV	S.no	Area	No of house holds	Population	Waste	Timing	Transfer station
		Bibi ganj	290	1450	0.725	6am to 12pm	Malpur

Rickshaw-V	S.no	Area	No of house holds	Population	Waste	Timing	Transfer station
		Golden city	400	2000	1	6am to 12pm	Malpur

Rickshaw-VI	S.no	Area	No of house holds	Population	Waste	Timing	Transfer station
		Kishor Vihar	250	1250	0.625	6am to 12pm	Malpur

Rickshaw-VII	S.no	Area	No of house holds	Population	Waste	Timing	Transfer station
		Aman Vihar I	250	1250	0.625	6am to 12pm	Malpur

Rickshaw-VIII	S.no	Area	No of house holds	Population	Waste	Timing	Transfer station
		Sunder Nagar	250	1250	0.625	6am to 12pm	Malpur

Rickshaw-IX	S.no	Area	No of house holds	Population	Waste	Timing	Transfer station
		Roshan nagar	250	1250	0.625	6am to 12pm	Malpur

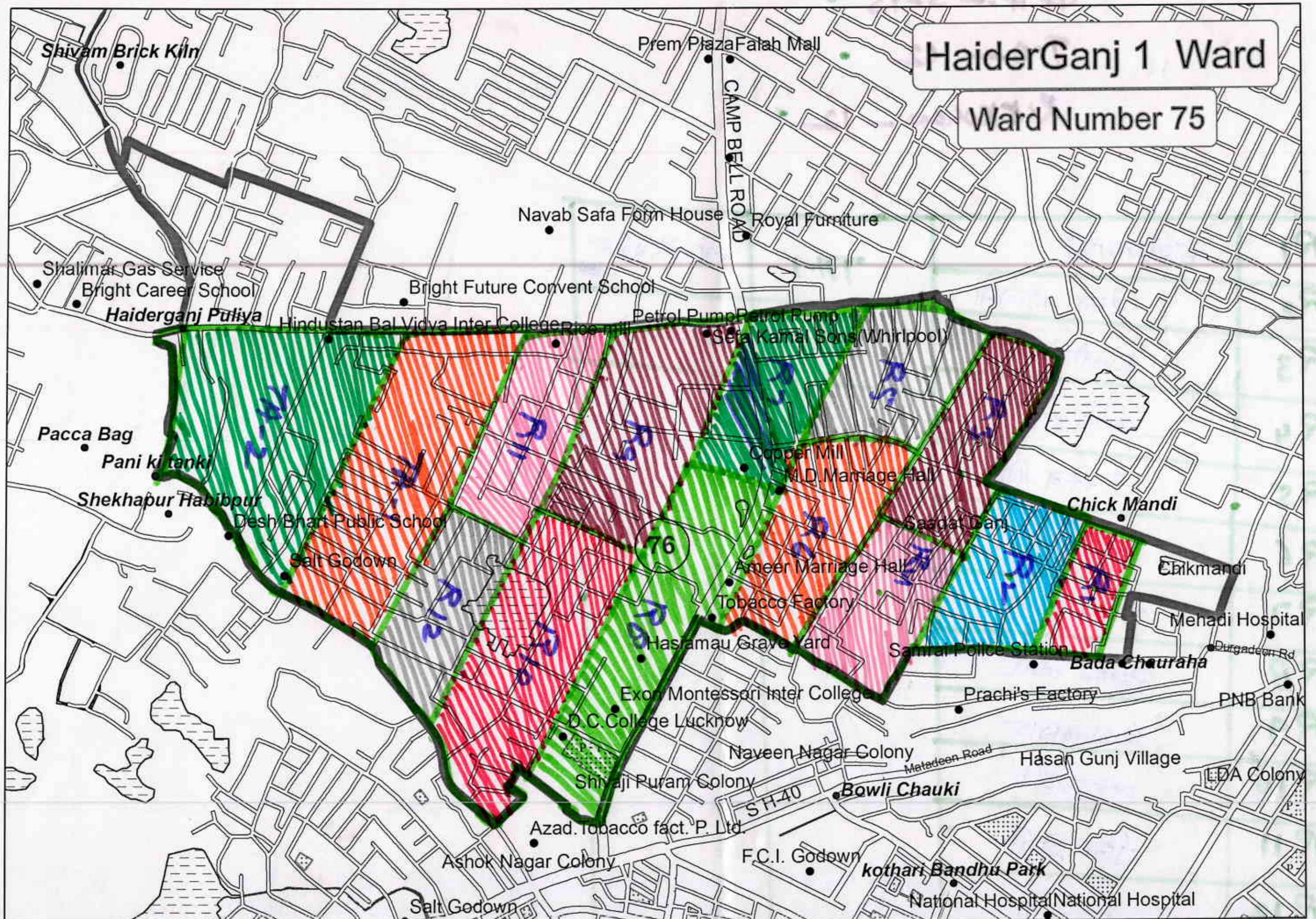
Rickshaw-X	S.no	Area	No of house holds	Population	Waste	Timing	Transfer station
		Lakadi mandi	300	1500	0.75	6am to 12pm	Malpur

Rickshaw-XI	S.no	Area	No of house holds	Population	Waste	Timing	Transfer station
		Green city	400	2000	1	6am to 12pm	Malpur

Rickshaw-XII	S.no	Area	No of house holds	Population	Waste	Timing	Transfer station
		Aman vihar II	300	1500	0.75	6am to 12pm	Malpur

<b>Total</b>			<b>5260</b>	<b>26300</b>	<b>13.15</b>		
--------------	--	--	-------------	--------------	--------------	--	--







S.No	Ward no	Ward Name	No of HH	Total Population	Waste generation @500 gms per head in MT	Tipping Autos	Rickshaw
1	110	Maulana Kalbey Abeed	1979	9895	4.9	0	7

Rickshaw I	S.no	Area	No of house holds	Population	Waste	Timing	Transfer station
		Gulu ka takia	300	1500	0.75	6am to 12 pm	Chouptia

Rickshaw II	S.no	Area	No of house holds	Population	Waste	Timing	Transfer station
		Kachaa pul	250	1250	0.625	6am to 12 pm	Chouptia

Rickshaw III	S.no	Area	No of house holds	Population	Waste	Timing	Transfer station
		Hata surat singh,Tambakhu mandi	300	1500	0.75	6am to 12 pm	Chouptia

Rickshaw IV	S.no	Area	No of house holds	Population	Waste	Timing	Transfer station
		Mahboobganj	329	1645	0.8225	6am to 12 pm	Chouptia

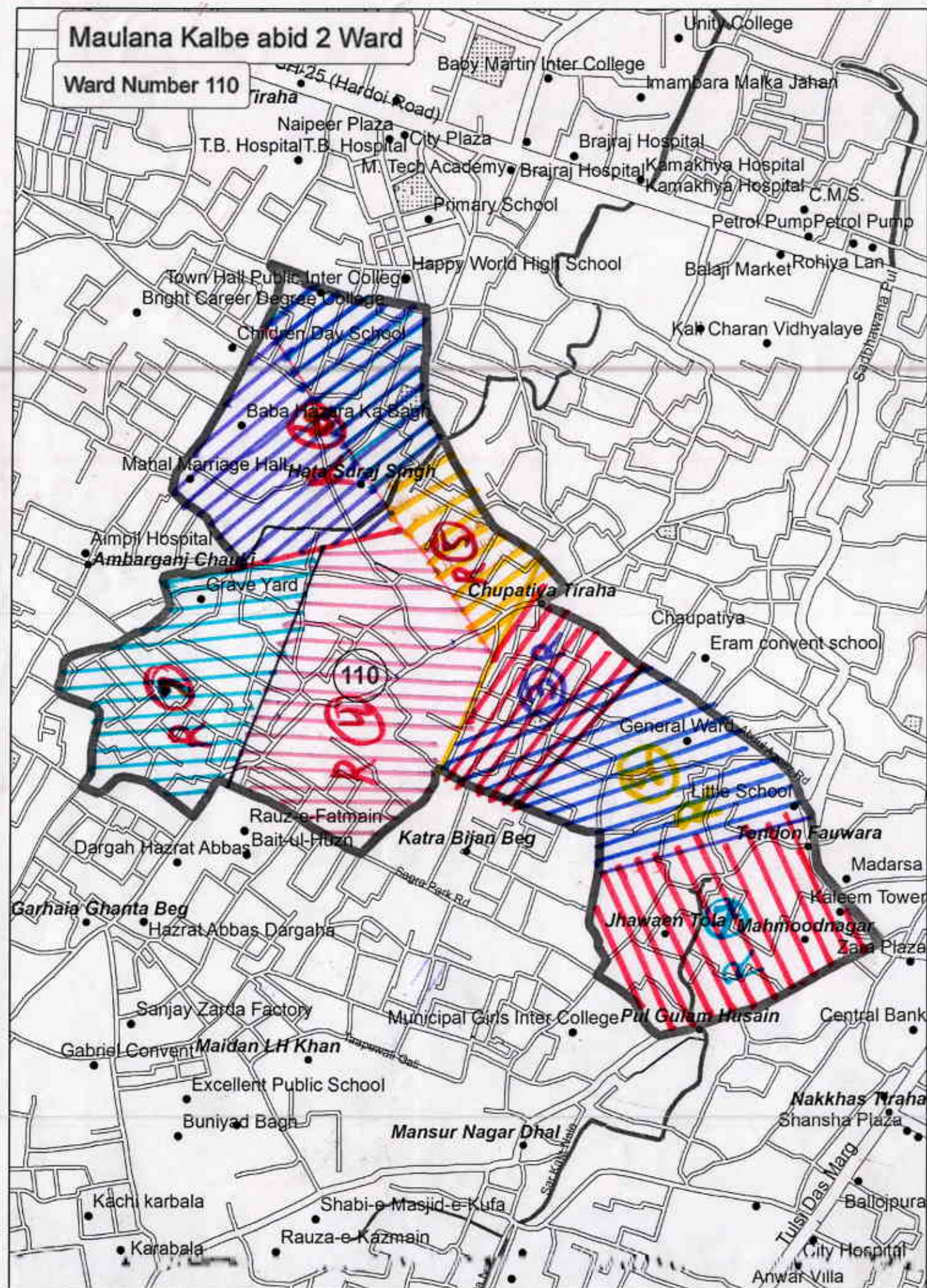
Rickshaw V	S.no	Area	No of house holds	Population	Waste	Timing	Transfer station
		Jwai tola	250	1250	0.625	6am to 12 pm	Chouptia

Rickshaw VI	S.no	Area	No of house holds	Population	Waste	Timing	Transfer station
		Katra Mohmad ali	250	1250	0.625	6am to 12 pm	Chouptia

Rickshaw VII	S.no	Area	No of house holds	Population	Waste	Timing	Transfer station
		Mahmood nagar	300	1500	0.75	6am to 12 pm	Chouptia

<b>Total</b>	<b>1979</b>	<b>9895</b>	<b>4.9475</b>
--------------	-------------	-------------	---------------







S.No	Ward no	Ward Name	No of HH	Total Population	Waste generation @500 gms per head in MT	Tipping Autos	Rickshaw
1	79	Mallahi Tola 1	5361	26805	13.4	1	14

Auto I	S.no	Area	No of house holds	Population	Waste	Timing	Transfer station
	1	All Main Roads	400	2000	1	6am to 12pm	Thakurganj

Rickshaw I	S.no	Area	No of house holds	Population	Waste	Timing	Transfer station
	1	Jhabban ki bagiya	350	1750	0.875	6am to 12pm	Thakurganj

Rickshaw II	S.no	Area	No of house holds	Population	Waste	Timing	Transfer station
	1	Kalyanpuri Nagaria	350	1750	0.875	6am to 12pm	Thakurganj

Rickshaw III	S.no	Area	No of house holds	Population	Waste	Timing	Transfer station
	1	Baba Balak Das nagaria	350	1750	0.875	6am to 12pm	Thakurganj

Rickshaw IV	S.no	Area	No of house holds	Population	Waste	Timing	Transfer station
	1	Baba Balak Das nagaria	350	1750	0.875	6am to 12pm	Thakurganj

Rickshaw V	S.no	Area	No of house holds	Population	Waste	Timing	Transfer station
	1	Musahabganj	350	1750	0.875	6am to 12pm	Thakurganj

Rickshaw VI	S.no	Area	No of house holds	Population	Waste	Timing	Transfer station
	1	Thakurganj nagaria	350	1750	0.875	6am to 12pm	Thakurganj

Rikshaw VII	S.no	Area	No of house holds	Population	Waste	Timing	Transfer station
	1	Radhagram	350	1750	0.875	6am to 12pm	Thakurganj

Rikshaw VIII	S.no	Area	No of house holds	Population	Waste	Timing	Transfer station
	1	Radhagram Lodhpurawa	350	1750	0.875	6am to 12pm	Thakurganj

360

Rikshaw IX	S.no	Area	No of house holds	Population	Waste	Timing	Transfer station
	1	Barf khana Radhagram	380	1900	0.95	6am to 12pm	Thakurganj

Rikshaw X	S.no	Area	No of house holds	Population	Waste	Timing	Transfer station
	1	Vishwash Nagar	350	1750	0.875	6am to 12pm	Thakurganj

Rikshaw XI	S.no	Area	No of house holds	Population	Waste	Timing	Transfer station
	1	Shanti Nagar	380	1900	0.95	6am to 12pm	Thakurganj

Rikshaw XII	S.no	Area	No of house holds	Population	Waste	Timing	Transfer station
	1	Mallahi tola	350	1750	0.875	6am to 12pm	Thakurganj

Rikshaw XIII	S.no	Area	No of house holds	Population	Waste	Timing	Transfer station
	1	Genrail ganj	350	1750	0.875	6am to 12pm	Thakurganj

Rikshaw XIV	S.no	Area	No of house holds	Population	Waste	Timing	Transfer station
	1	Mishri ki bagia	360	1800	0.9	6am to 12pm	Thakurganj

<b>Total</b>	<b>5370</b>	<b>26850</b>	<b>13.425</b>
--------------	-------------	--------------	---------------

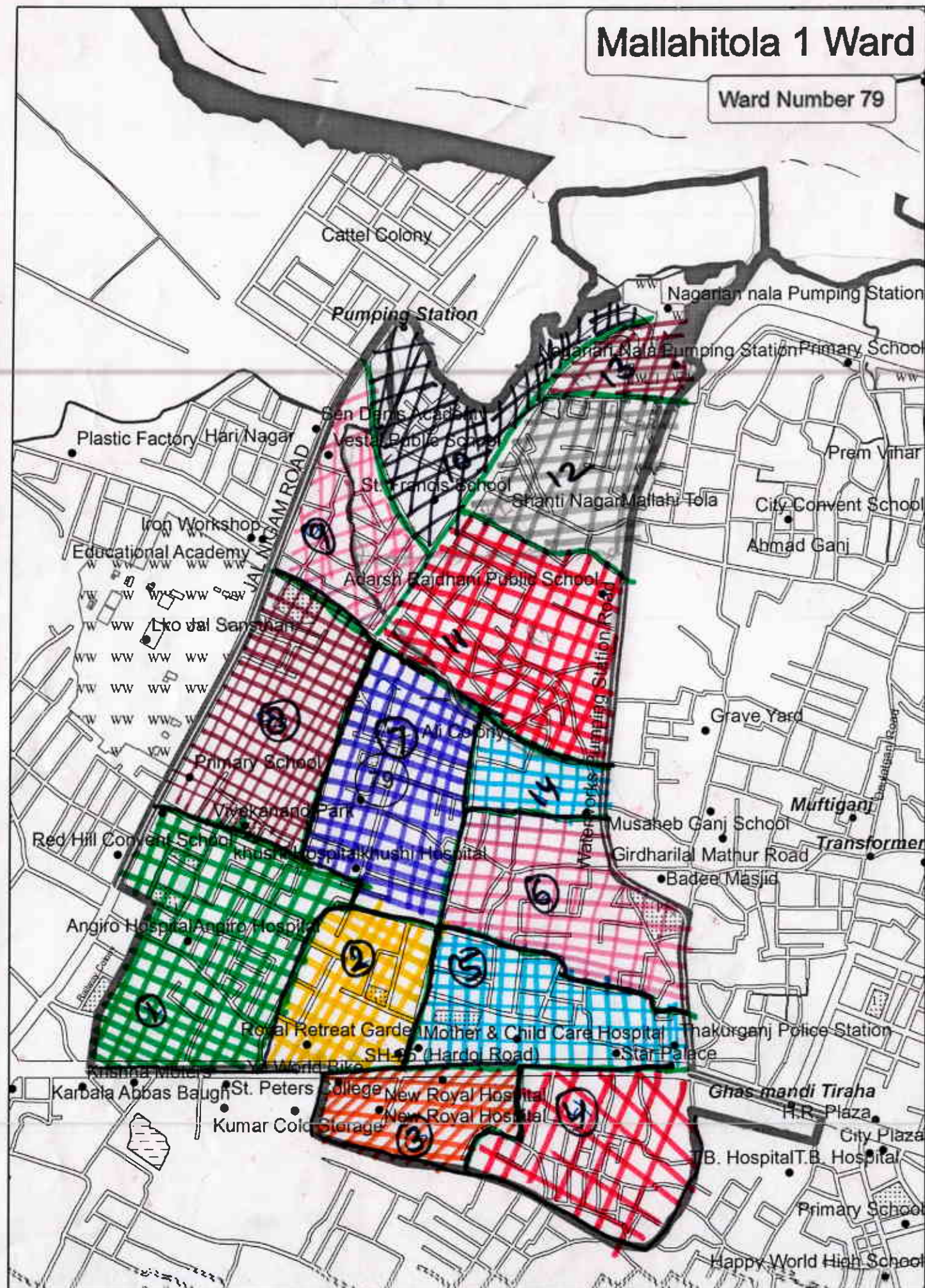


79 - Mallahitola Tola-I

Auto tipper - 1

Rickshaw - 14

Total House holds - 5361



HH		HH	
		A.T-I	ALL MAIN ROADS
R <sub>11</sub>	शान्तिनगर	R <sub>1</sub>	मुसखन की बागिया
R <sub>12</sub>	मल्लाही टोला	R <sub>2</sub>	जलधारीपुरी, नागरिया
R <sub>13</sub>	जनेरैल गंज महेशपुरी	R <sub>3</sub>	बाबा बालक दास नागरिया
K <sub>14</sub>	मिहरी की बागिया	R <sub>4</sub>	बाबा बालक दास नागरिया
		R <sub>5</sub>	मुसादख गंज
		R <sub>6</sub>	ठाकुर गंज नागरिया
		R <sub>7</sub>	राधा ग्राम
		R <sub>8</sub>	राधा हलोद्यपुरा
		R <sub>9</sub>	रफे खाना राधा ग्राम
		R <sub>10</sub>	विश्वास नगर

A<sub>1</sub> - 1000 HH

R-14 - 4361 HH

5361 HH



S.No	Ward no	Ward Name	No of HH	Total Population	Waste generation @500 gms per head in MT	Tipping Autos	Rickshaw
1	20	Alam Nagar Ward	6774	33870	16.9	5	5

Auto I	S.no	Area	No of house holds	Population	Waste	Timing	Transfer station
		Sonia nagar	1000	5000	2.5	6am to 12 pm	Alambagh

Auto II	S.no	Area	No of house holds	Population	Waste	Timing	Transfer station
		Shitlapuram	1000	5000	2.5	6am to 12 pm	Alambagh

Auto III	S.no	Area	No of house holds	Population	Waste	Timing	Transfer station
		Ram Vihar colony	1000	5000	2.5	6am to 12 pm	Alambagh

Auto IV	S.no	Area	No of house holds	Population	Waste	Timing	Transfer station
		Arjun Vihar	1000	5000	2.5	6am to 12 pm	Alambagh

Auto V	S.no	Area	No of house holds	Population	Waste	Timing	Transfer station
		Para road	1000	5000	2.5	6am to 12 pm	Alambagh

Rikshaw I	S.no	Area	No of house holds	Population	Waste	Timing	Transfer station
		Shiv puram	360	1800	0.9	6am to 12 pm	Alambagh

Rikshaw II	S.no	Area	No of house holds	Population	Waste	Timing	Transfer station
		Para colony	354	1770	0.885	6am to 12 pm	Alambagh

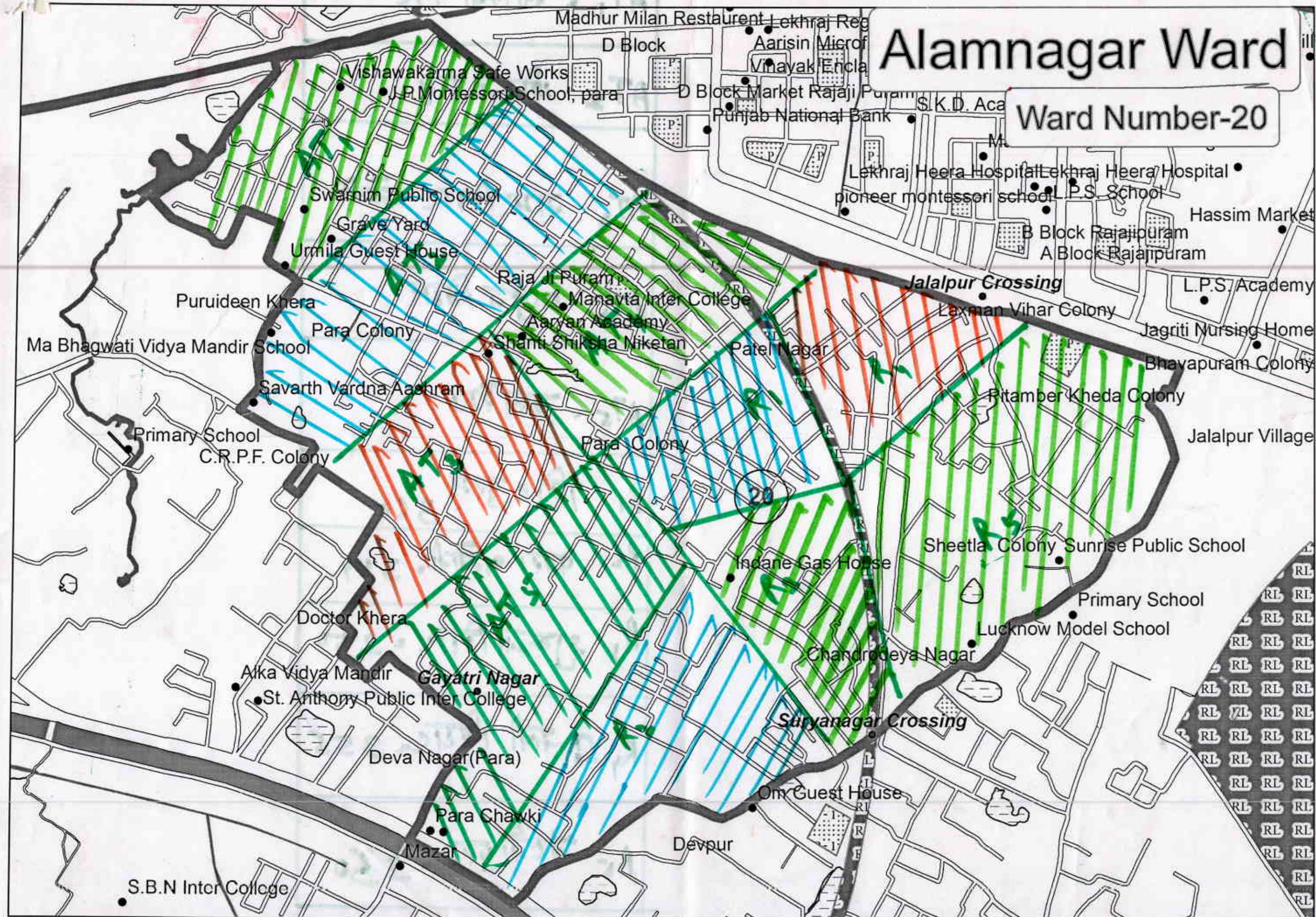
Rikshaw III	S.no	Area	No of house holds	Population	Waste	Timing	Transfer station
		Shukla vihar	350	1750	0.875	6am to 12 pm	Alambagh

Rikshaw IV	S.no	Area	No of house holds	Population	Waste	Timing	Transfer station
		Tulsi Vihar	355	1775	0.8875	6am to 12 pm	Alambagh

Rikshaw V	S.no	Area	No of house holds	Population	Waste	Timing	Transfer station
		Vaishno puram	350	1750	0.875	6am to 12 pm	Alambagh

<b>Total</b>	<b>6769</b>	<b>33845</b>	<b>16.9225</b>
--------------	-------------	--------------	----------------







S.No	Ward no	Ward Name	No of HH	Total Population	Waste generation @500 gms per head in MT	Tipping Autos	Rickshaw
1	90	Daulat Ganj Ward	2500	12500	6.3	0	8

Rickshaw I	S.no	Area	No of house holds	Population	Waste	Timing	Transfer station
		Saijad bagh colony	210	1050	0.525	6am to 12 pm	Near Unity College

Rickshaw II	S.no	Area	No of house holds	Population	Waste	Timing	Transfer station
		Bamba ghar	250	1250	0.625	6am to 12 pm	Near Unity College

Rickshaw III	S.no	Area	No of house holds	Population	Waste	Timing	Transfer station
		Prem Vihar	220	1100	0.55	6am to 12 pm	Near Unity College

Rickshaw IV	S.no	Area	No of house holds	Population	Waste	Timing	Transfer station
		Brami Tola	209	1045	0.5225	6am to 12 pm	Near Unity College

Rickshaw V	S.no	Area	No of house holds	Population	Waste	Timing	Transfer station
		Shivi Puri	220	1100	0.55	6am to 12 pm	Near Unity College

Rickshaw VI	S.no	Area	No of house holds	Population	Waste	Timing	Transfer station
		Ahmadganj pajaya I	240	1200	0.6	6am to 12 pm	Near Unity College

Rickshaw VII	S.no	Area	No of house holds	Population	Waste	Timing	Transfer station
		Muftiganj	230	1150	0.575	6am to 12 pm	Near Unity College

Rikshaw VIII	S.no	Area	No of house holds	Population	Waste	Timing	Transfer station
		Chota Imambara	250	1250	0.625	6am to 12 pm	Near Unity College

Rikshaw IX	S.no	Area	No of house holds	Population	Waste	Timing	Transfer station
		Imambara Malka jaha	230	1150	0.575	6am to 12 pm	Near Unity College

Rikshaw X	S.no	Area	No of house holds	Population	Waste	Timing	Transfer station
		Ahmad ganj II	250	1250	0.625	6am to 12 pm	Near Unity College

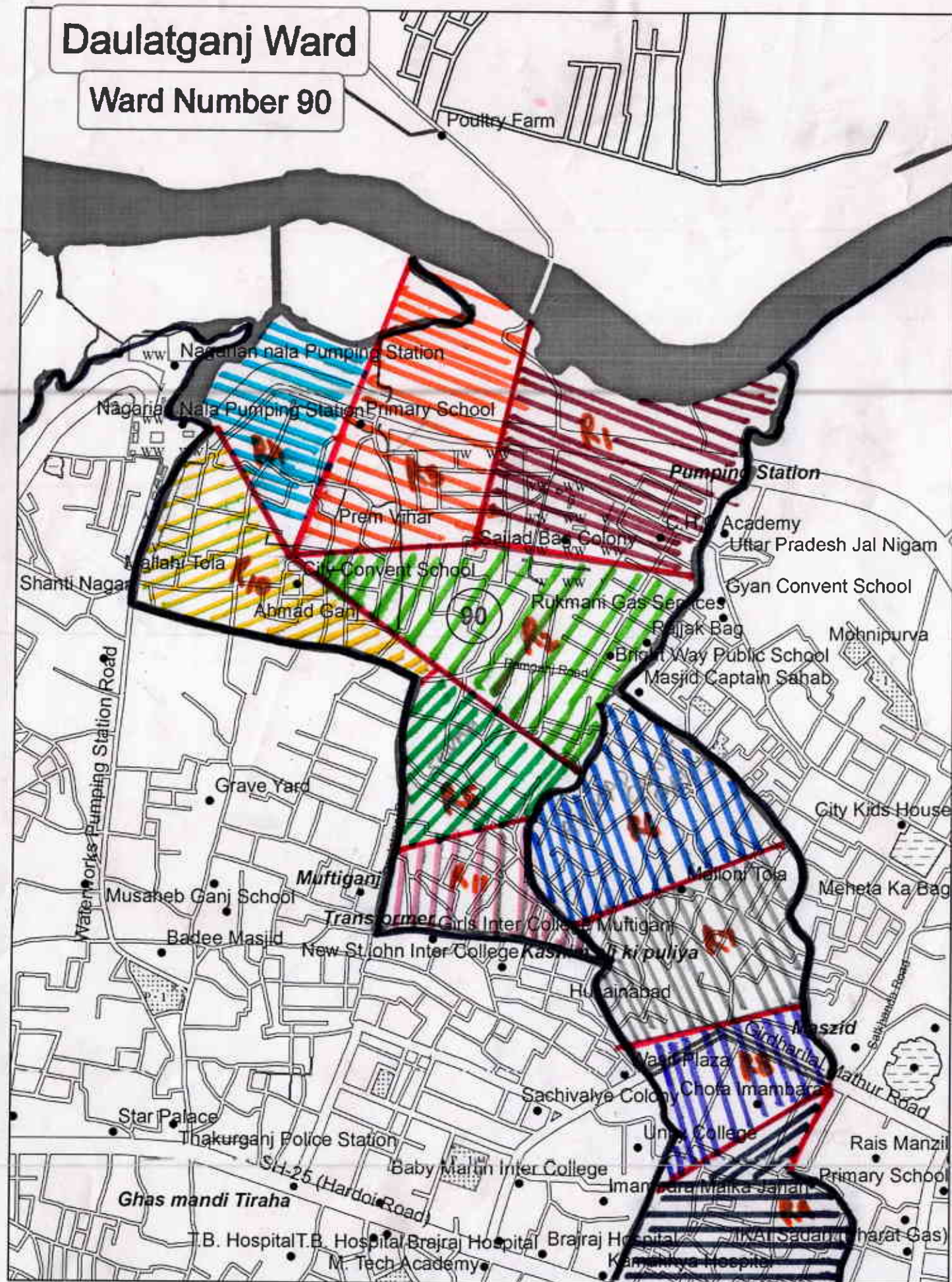
Rikshaw XI	S.no	Area	No of house holds	Population	Waste	Timing	Transfer station
		Girl Inter college	235	1175	0.5875	6am to 12 pm	Near Unity College

<b>Total</b>	<b>2544</b>	<b>12720</b>	<b>6.36</b>
--------------	-------------	--------------	-------------



## Daulatganj Ward

Ward Number 90



90 - DAULATGUNJ

Ricksh. Manual - II

Total Household - 2500

R <sub>1</sub> SAJJAD Bagh Colony 210 HH	R <sub>9</sub> IMAM BARA MALKA JAHAN HH 218
R <sub>2</sub> CITY CONVENT SCHOOL (BRAMI TOLA) (BAMBA GHAR) HH = 215	R <sub>10</sub> AHMAD GUNJ II HH = 226
R <sub>3</sub> Prem Vihar HH = 220	R <sub>11</sub> GIRL INTER COLLEGE HH 235
R <sub>4</sub> NAGARIA NALA PUMPING STATION (BRAMI TOLA) HH = 209	
R <sub>5</sub> SHIV PURI HH = 211	
R <sub>6</sub> AHMAD GUNJ PAJAYI I HH = 222	
R <sub>7</sub> MUFTI GUNJ (KASHIM ALI KIPULIYA) HH = 230	
R <sub>8</sub> CHOTA IMAM BARA HH = 229 (RAMGUNJ)	



S.No	Ward no	Ward Name	No of HH	Total Population	Waste generation @500 gms per head in MT	Tipping Autos	Rickshaw
1	100	Asharfa Bad Ward	1905	9525	4.8	0	7

Rickshaw I	S.no	Area	No of house holds	Population	Waste	Timing	Transfer station
		Shahganj	250	1250	0.625	6am to 12 pm	Ashrfabad ward

Rickshaw II	S.no	Area	No of house holds	Population	Waste	Timing	Transfer station
		Meermata	250	1250	0.625	6am to 12 pm	Ashrfabad ward

Rickshaw III	S.no	Area	No of house holds	Population	Waste	Timing	Transfer station
		Guruji wali gali	250	1250	0.625	6am to 12 pm	Ashrfabad ward

Rickshaw IV	S.no	Area	No of house holds	Population	Waste	Timing	Transfer station
		Rastogi gali	255	1275	0.6375	6am to 12 pm	Ashrfabad ward

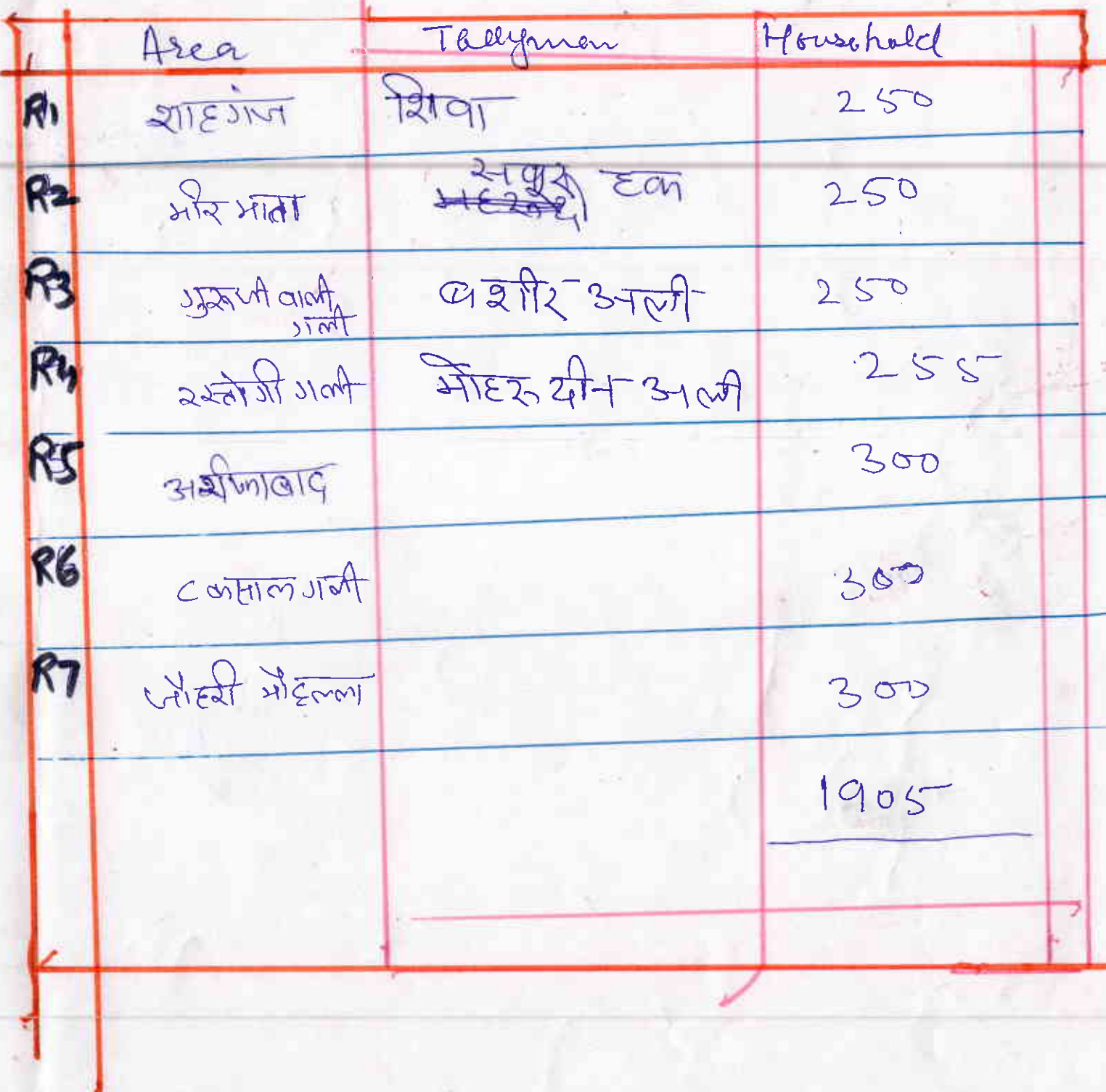
Rickshaw V	S.no	Area	No of house holds	Population	Waste	Timing	Transfer station
		Ashrfabad	300	1500	0.75	6am to 12 pm	Ashrfabad ward

Rickshaw VI	S.no	Area	No of house holds	Population	Waste	Timing	Transfer station
		Takshal gali	300	1500	0.75	6am to 12 pm	Ashrfabad ward

Rickshaw VII	S.no	Area	No of house holds	Population	Waste	Timing	Transfer station
		Jouhri Mohlla	300	1500	0.75	6am to 12 pm	Ashrfabad ward

<b>Total</b>	<b>1905</b>	<b>9525</b>	<b>4.7625</b>
--------------	-------------	-------------	---------------







S.No	Ward no	Ward Name	No of HH	Total Population	Waste generation @500 gms per head in MT	Tipping Autos	Rickshaw
1	Sheetla De	Sheetla Devi Ward	6868	34340	17.2	1	11

Auto I	S.no	Area	No of house holds	Population	Waste	Timing	Transfer station
	1	LDA III	800	4000	2	6am to 12 pm	Balda PCTS

Auto II	S.no	Area	No of house holds	Population	Waste	Timing	Transfer station
	1	LDA IV	750	3750	1.875	6am to 12 pm	Balda PCTS

Auto III	S.no	Area	No of house holds	Population	Waste	Timing	Transfer station
	1	Bawli Chowki	700	3500	1.75	6am to 12 pm	Balda PCTS

Auto IV	S.no	Area	No of house holds	Population	Waste	Timing	Transfer station
	1	Sama Hospital road	300	1500	0.75	6am to 12 pm	Balda PCTS

Rickshaw I	S.no	Area	No of house holds	Population	Waste	Timing	Transfer station
	1	Noubsta	500	2500	1.25	6am to 12 pm	Bauli chouki

Rickshaw II	S.no	Area	No of house holds	Population	Waste	Timing	Transfer station
	1	Katra	600	3000	1.5	6am to 12 pm	Balda PCTS

Rickshaw II	S.no	Area	No of house holds	Population	Waste	Timing	Transfer station
	1	Trivediganj	250	1250	0.625	6am to 12 pm	Balda PCTS

Rickshaw III	S.no	Area	No of house holds	Population	Waste	Timing	Transfer station
	1	Bavali Nagari	350	1750	0.875	6am to 12 pm	Balda PCTS

Rickshaw IV	S.no	Area	No of house holds	Population	Waste	Timing	Transfer station
	1	LDA I	800	4000	2	6am to 12 pm	Balda PCTS

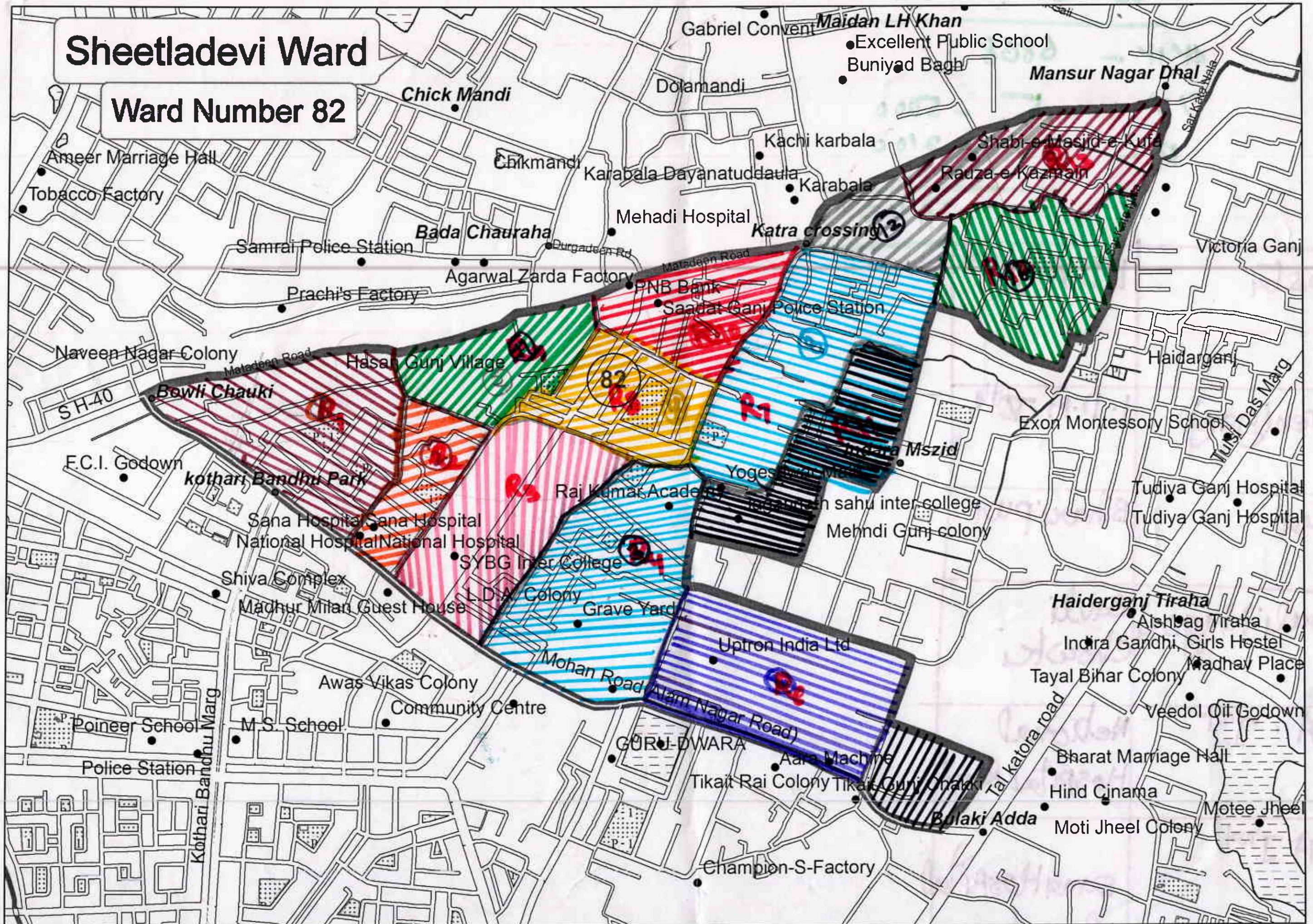
Rickshaw V	S.no	Area	No of house holds	Population	Waste	Timing	Transfer station
	1	LDA II	700	3500	1.75	6am to 12 pm	Balda PCTS

Rickshaw-VI	S.no	Area	No of house holds	Population	Waste	Timing	Transfer station
	1	Biharipur	650	3250	1.625	6am to 12 pm	Bavli chouki

Rikshaw VII	S.no	Area	No of house holds	Population	Waste	Timing	Transfer station
	1	National Hospital	500	2500	1.25	6am to 12 pm	Bavli chouki

<b>Total</b>	<b>6900</b>	<b>34500</b>	<b>17.25</b>
--------------	-------------	--------------	--------------







S.No	Ward no	Ward Name	No of HH	Total Population	Waste generation @500 gms per head in MT	Tipping Autos	Rickshaw
1	37	Kanhaiya Madhopur 1	5352	26760	13.4	2	12

Auto I	S.no	Area	No of house holds	Population	Waste	Timing	Transfer station
		Gulshan Vihar	1000	5000	2.5	6am to 12 pm	Thakurganj

Auto II	S.no	Area	No of house holds	Population	Waste	Timing	Transfer station
		Raen nagar	1000	5000	2.5	6am to 12 pm	Thakurganj

Rickshaw I	S.no	Area	No of house holds	Population	Waste	Timing	Transfer station
		Azad nagar	276	1380	0.69	6am to 12 pm	Thakurganj

Rickshaw II	S.no	Area	No of house holds	Population	Waste	Timing	Transfer station
		Sardar nagar	276	1380	0.69	6am to 12 pm	Thakurganj

Rickshaw III	S.no	Area	No of house holds	Population	Waste	Timing	Transfer station
		Banshi Vihar	280	1400	0.7	6am to 12 pm	Thakurganj

Rickshaw IV	S.no	Area	No of house holds	Population	Waste	Timing	Transfer station
		Prem nagar baroura	280	1400	0.7	6am to 12 pm	Thakurganj

Rickshaw V	S.no	Area	No of house holds	Population	Waste	Timing	Transfer station
		Adarsh nagar baroura	280	1400	0.7	6am to 12 pm	Thakurganj

Rickshaw VI	S.no	Area	No of house holds	Population	Waste	Timing	Transfer station
		Ekta Baraoura	280	1400	0.7	6am to 12 pm	Thakurganj

Rickshaw VII	S.no	Area	No of house holds	Population	Waste	Timing	Transfer station
		Purana baraoura	280	1400	0.7	6am to 12 pm	Thakurganj

Rickshaw VIII	S.no	Area	No of house holds	Population	Waste	Timing	Transfer station
		Samnan Garden	280	1400	0.7	6am to 12 pm	Thakurganj

Rickshaw IX	S.no	Area	No of house holds	Population	Waste	Timing	Transfer station
		Begam bagh	280	1400	0.7	6am to 12 pm	Thakurganj

Rickshaw X	S.no	Area	No of house holds	Population	Waste	Timing	Transfer station
		Salman Garden	280	1400	0.7	6am to 12 pm	Thakurganj

Rickshaw XI	S.no	Area	No of house holds	Population	Waste	Timing	Transfer station
		New Baroura	280	1400	0.7	6am to 12 pm	Thakurganj

Rickshaw Xii	S.no	Area	No of house holds	Population	Waste	Timing	Transfer station
		Chanak puri	280	1400	0.7	6am to 12 pm	Thakurganj

<b>Total</b>	<b>5352</b>	<b>26760</b>	<b>13.38</b>
--------------	-------------	--------------	--------------







S.No	Ward no	Ward Name	No of HH	Total Population	Waste generation @500 gms per head in MT	Tipping Autos	Rickshaw
1	17	New Haidarganj 2	4800	24000	12.0	2	10

Auto I	S.no	Area	No of house holds	Population	Waste	Timing	Transfer station
		Mayapuram	1000	5000	2.5	6am to 12 pm	Budheshawar

Auto II	S.no	Area	No of house holds	Population	Waste	Timing	Transfer station
		kashmiribagh	1000	5000	2.5	6am to 12 pm	Budheshawar

Rikshaw I	S.no	Area	No of house holds	Population	Waste	Timing	Transfer station
		Alamvihar	300	1500	0.75	6am to 12 pm	Budheshawar

Rikshaw II	S.no	Area	No of house holds	Population	Waste	Timing	Transfer station
		Sona Vihar	300	1500	0.75	6am to 12 pm	Budheshawar

Rikshaw III	S.no	Area	No of house holds	Population	Waste	Timing	Transfer station
		Budheshwar vihar	250	1250	0.625	6am to 12 pm	Budheshawar

Rikshaw IV	S.no	Area	No of house holds	Population	Waste	Timing	Transfer station
		Prema vihar	250	1250	0.625	6am to 12 pm	Budheshawar

Rikshaw V	S.no	Area	No of house holds	Population	Waste	Timing	Transfer station
		Badshah khera	285	1425	0.7125	6am to 12 pm	Budheshawar

Rikshaw VI	S.no	Area	No of house holds	Population	Waste	Timing	Transfer station
		Dipti khera	250	1250	0.625	6am to 12 pm	Budheshawar

Rikshaw VII	S.no	Area	No of house holds	Population	Waste	Timing	Transfer station
		Pal colony	260	1300	0.65	6am to 12 pm	Budheshawar

Rikshaw VIII	S.no	Area	No of house holds	Population	Waste	Timing	Transfer station
		Bhunesawar puram	280	1400	0.7	6am to 12 pm	Budheshawar

Rikshaw IX	S.no	Area	No of house holds	Population	Waste	Timing	Transfer station
		Pakkabagh	350	1750	0.875	6am to 12 pm	Budheshawar

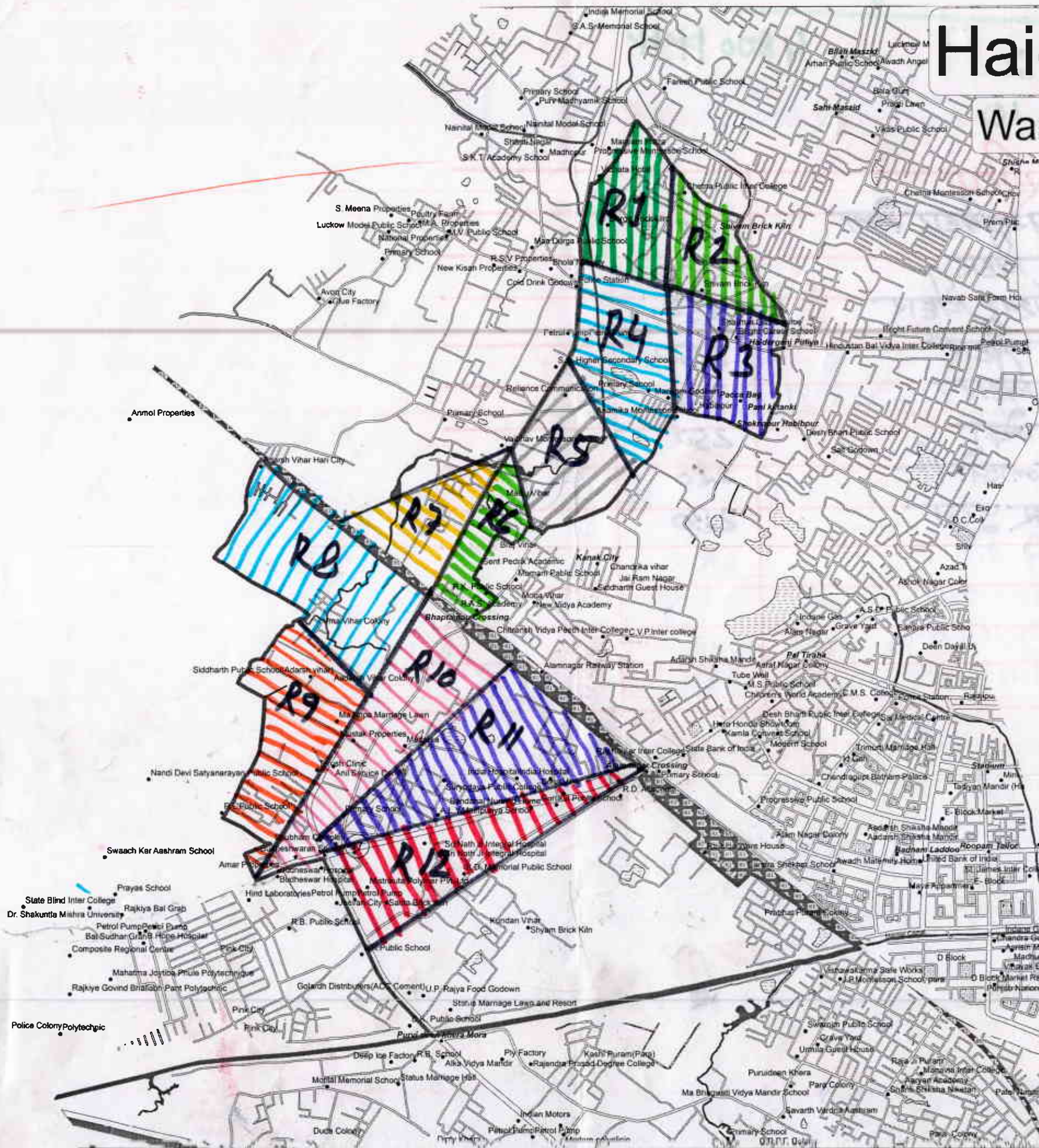
Rikshaw X	S.no	Area	No of house holds	Population	Waste	Timing	Transfer station
		Baptamau	350	1750	0.875	6am to 12 pm	Budheshawar

<b>Total</b>	<b>4875</b>	<b>24375</b>	<b>12.1875</b>
--------------	-------------	--------------	----------------



# Haiderganj 2

Ward Number-17





S.No	Ward no	Ward Name	No of HH	Total Population	Waste generation @500 gms per head in MT	Tipping Autos	Rickshaw
1	93	Gadi Pir Khan Ward	5609	28045	14.0	2	13

Auto I	S.no	Area	No of house holds	Population	Waste	Timing	Transfer station
		New ramnagar	1000	5000	2.5	6am to 12 pm	

Auto II	S.no	Area	No of house holds	Population	Waste	Timing	Transfer station
		Baidan tola	1000	5000	2.5	6am to 12 pm	

Rikshaw I	S.no	Area	No of house holds	Population	Waste	Timing	Transfer station
		Purana ramnagar	225	1125	0.5625	6am to 12 pm	

Rikshaw II	S.no	Area	No of house holds	Population	Waste	Timing	Transfer station
		Laxam vihar	210	1050	0.525	6am to 12 pm	

Rikshaw III	S.no	Area	No of house holds	Population	Waste	Timing	Transfer station
		C block Ramnagar	260	1300	0.65	6am to 12 pm	

Rikshaw IV	S.no	Area	No of house holds	Population	Waste	Timing	Transfer station
		Yasinganj	240	1200	0.6	6am to 12 pm	

Rikshaw V	S.no	Area	No of house holds	Population	Waste	Timing	Transfer station
		Karim ganj	250	1250	0.625	6am to 12 pm	

Rikshaw VI	S.no	Area	No of house holds	Population	Waste	Timing	Transfer station
		New Krishan puri	300	1500	0.75	6am to 12 pm	

Rikshaw VII	S.no	Area	No of house holds	Population	Waste	Timing	Transfer station
		New Kalyanpuri	300	1500	0.75	6am to 12 pm	

Rikshaw VIII	S.no	Area	No of house holds	Population	Waste	Timing	Transfer station
		Baba haziri bagh I	300	1500	0.75	6am to 12 pm	

Rikshaw IX	S.no	Area	No of house holds	Population	Waste	Timing	Transfer station
		Baba haziri bagh II	350	1750	0.875	6am to 12 pm	

Rikshaw X	S.no	Area	No of house holds	Population	Waste	Timing	Transfer station
		New basti ramnagar	300	1500	0.75	6am to 12 pm	

Rikshaw XI	S.no	Area	No of house holds	Population	Waste	Timing	Transfer station
		Gadi peer khan	300	1500	0.75	6am to 12 pm	

Rikshaw XII	S.no	Area	No of house holds	Population	Waste	Timing	Transfer station
		Rajjab ganj	280	1400	0.7	6am to 12 pm	

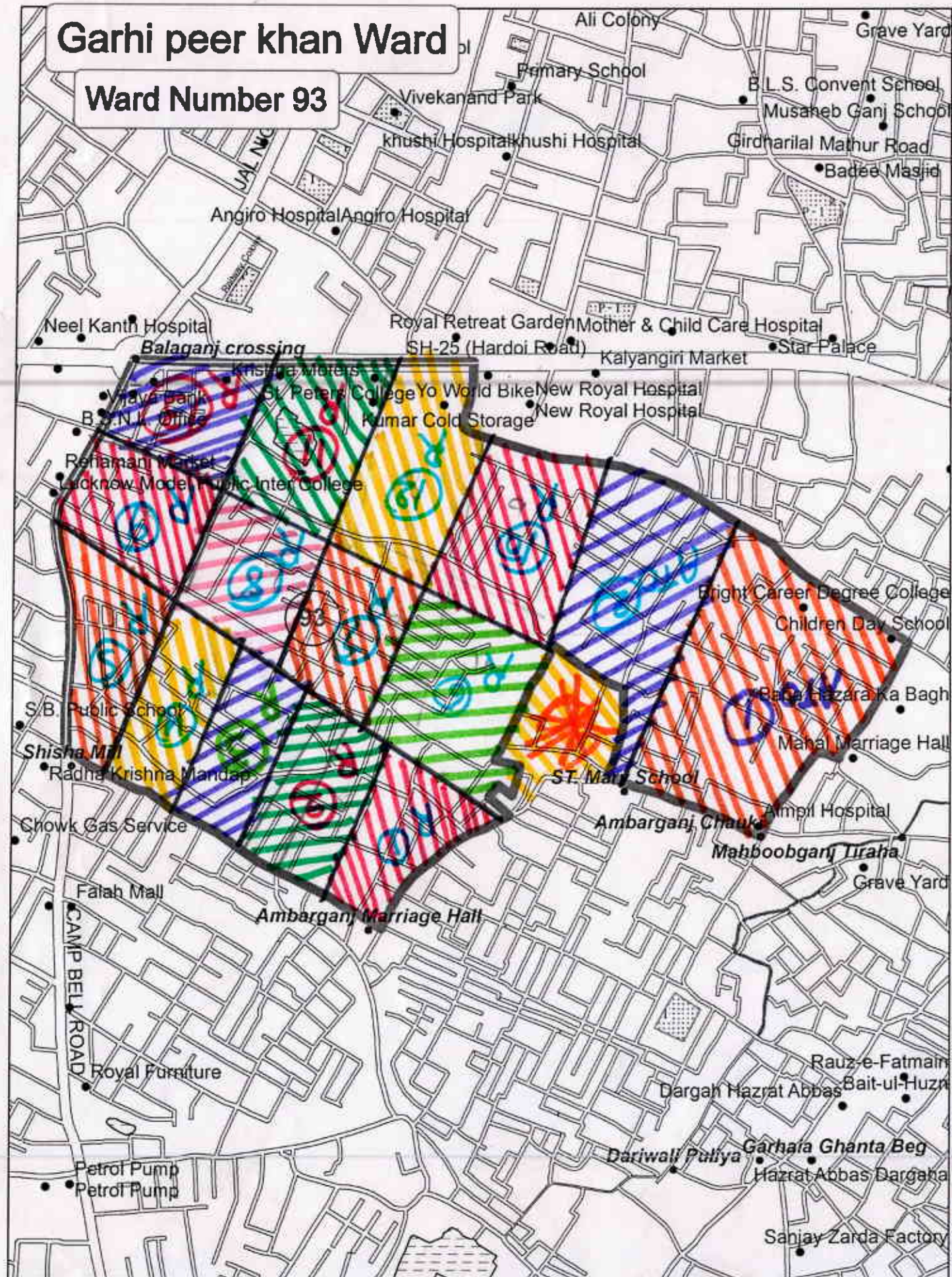
Rikshaw XIII	S.no	Area	No of house holds	Population	Waste	Timing	Transfer station
		Khanjan takiay	300	1500	0.75	6am to 12 pm	

<b>Total</b>	<b>5615</b>	<b>28075</b>	<b>14.0375</b>
--------------	-------------	--------------	----------------



## Garhi peer khan Ward

Ward Number 93



93- G. peer KHAN

#4 - 5009

Aul - 2 R.C. Colours - 13

1	न्यू राहनगर	1000
2	अदब टोल	1000
3	पुरानी राहनगर	225
4	नककाप/बहा	210
5	टोल/नक राहनगर	260
6	यासीनगंज	240
7	करीमगंज	250
8	न्यू हनुमानपुरी	500
9	न्यू कल्याणपुरी	200
10	बाबा हजारा/बाबा	220
11	बाबा हजारा/बाबा	220
12	नई बाली राहनगर	230
13	गदी पीर रवा	200
14	रंगनगर राहनगर	250
15	सब-जस नाकली	215

3009

1000

309



S.No	Ward no	Ward Name	No of HH	Total Population	Waste generation @500 gms per head in MT	Tipping Autos	Rickshaw
1	101	Maulana Kalbey Abeed	4001	20005	10.0	1	11

Auto I	S.no	Area	No of house holds	Population	Waste	Timing	Transfer station
		Elachkha maidan	1000	5000	2.5	6am to 12 pm	Buniyad bag

Auto I	S.no	Area	No of house holds	Population	Waste	Timing	Transfer station
		Hata noor beg	280	1400	0.7	6am to 12 pm	Buniyad bag

Rikshaw I	S.no	Area	No of house holds	Population	Waste	Timing	Transfer station
		Katra Bijan beg	290	1450	0.725	6am to 12 pm	Buniyad bag

Rikshaw II	S.no	Area	No of house holds	Population	Waste	Timing	Transfer station
		Chauptia	265	1325	0.6625	6am to 12 pm	Buniyad bag

Rikshaw III	S.no	Area	No of house holds	Population	Waste	Timing	Transfer station
		Daftimil	295	1475	0.7375	6am to 12 pm	Buniyad bag

Rikshaw IV	S.no	Area	No of house holds	Population	Waste	Timing	Transfer station
		Mahmood nagar	270	1350	0.675	6am to 12 pm	Buniyad bag

Rikshaw V	S.no	Area	No of house holds	Population	Waste	Timing	Transfer station
		Aria Dariwala	285	1425	0.7125	6am to 12 pm	Buniyad bag

Rikshaw VI	S.no	Area	No of house holds	Population	Waste	Timing	Transfer station
		Rustam nagar	320	1600	0.8	6am to 12 pm	Buniyad bag

Rikshaw VII	S.no	Area	No of house holds	Population	Waste	Timing	Transfer station
		Nazaj road	250	1250	0.625	6am to 12 pm	Buniyad bag

Rikshaw VIII	S.no	Area	No of house holds	Population	Waste	Timing	Transfer station
		Hasan puria	250	1250	0.625	6am to 12 pm	Buniyad bag

Rikshaw IX	S.no	Area	No of house holds	Population	Waste	Timing	Transfer station
		Hata noor beg	280	1400	0.7	6am to 12 pm	Buniyad bag

Rikshaw X	S.no	Area	No of house holds	Population	Waste	Timing	Transfer station
		Thalar colony	220	1100	0.55	6am to 12 pm	Buniyad bag

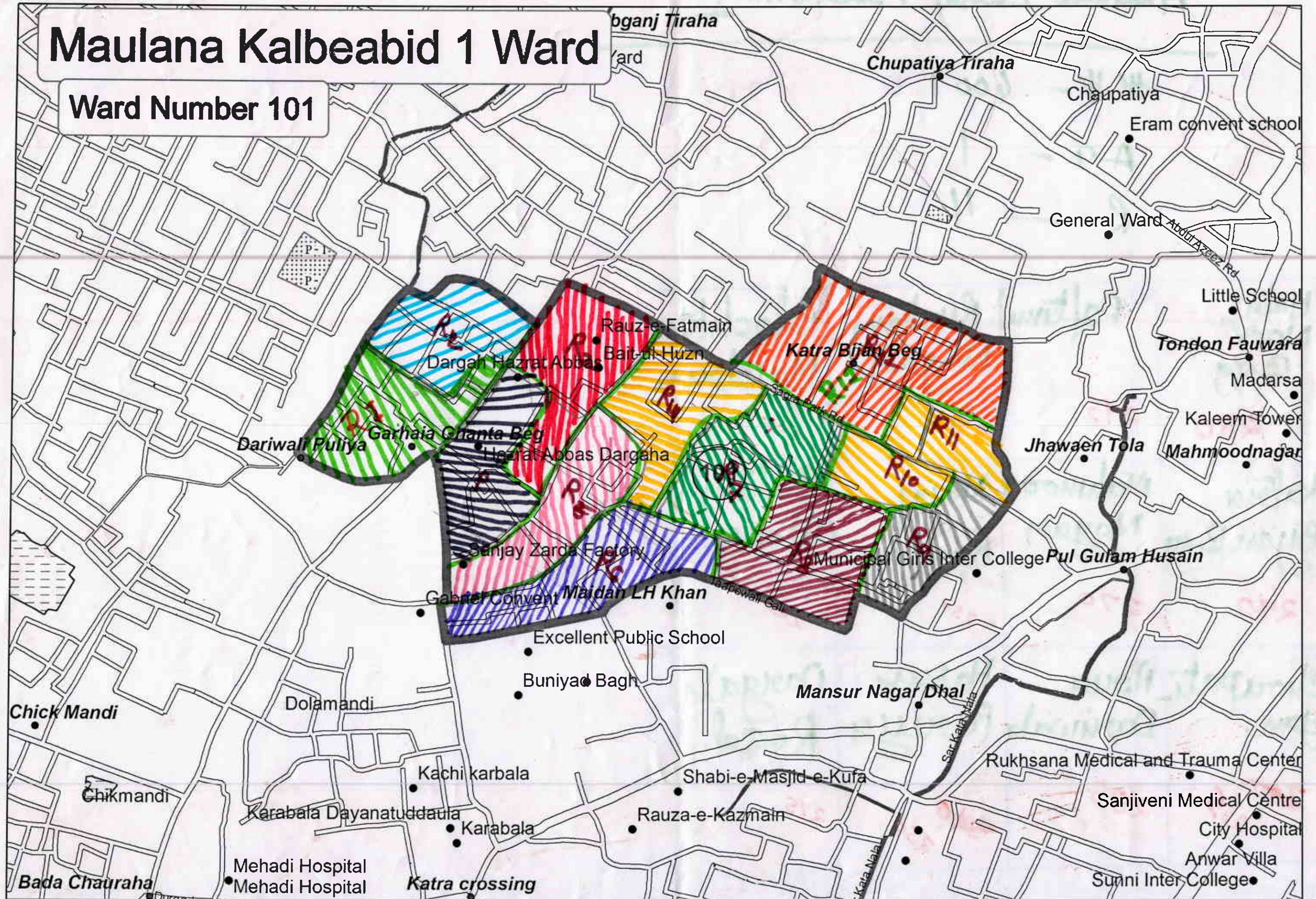
Rikshaw XI	S.no	Area	No of house holds	Population	Waste	Timing	Transfer station
		Dargah road	275	1375	0.6875	6am to 12 pm	Buniyad bag

<b>Total</b>	<b>4280</b>	<b>21400</b>	<b>10.7</b>
--------------	-------------	--------------	-------------



# Maulana Kalbeabid 1 Ward

Ward Number 101





S.No	Ward no	Ward Name	No of HH	Total Population	Waste generation @500 gms per head in MT	Tipping Autos	Rickshaw
1	15	Bala Ganj Ward	9361	46805	23.4	4	19

Auto I	S.no	Area	No of house holds	Population	Waste	Timing	Transfer station
		Amrapali yajana	600	3000	1.5	6am to 2pm	Thakurganj

Tata ace I	S.no	Area	No of house holds	Population	Waste	Timing	Transfer station
		Sarfraj ganj era road	150	750	0.375	6am to 2pm	Thakurganj

Auto II	S.no	Area	No of house holds	Population	Waste	Timing	Transfer station
		Raja Enclev	1000	5000	2.5	6am to 2pm	Thakurganj

Auto III	S.no	Area	No of house holds	Population	Waste	Timing	Transfer station
		LDA Colony I	1000	5000	2.5	6am to 2pm	Thakurganj

Auto III	S.no	Area	No of house holds	Population	Waste	Timing	Transfer station
		LDA Colony II	1000	5000	2.5	6am to 2pm	Thakurganj

Rikshaw I	S.no	Area	No of house holds	Population	Waste	Timing	Transfer station
		Hari nagar	300	1500	0.75	6am to 1pm	Thakurganj

Rikshaw II	S.no	Area	No of house holds	Population	Waste	Timing	Transfer station
		Bari road	300	1500	0.75	6am to 1pm	Thakurganj

Rikshaw III	S.no	Area	No of house holds	Population	Waste	Timing	Transfer station
		Goushala road	300	1500	0.75	6am to 1pm	Thakurganj

Rikshaw IV	S.no	Area	No of house holds	Population	Waste	Timing	Transfer station
		Railway colony	250	1250	0.625	6am to 1pm	Thakurganj

Rickshaw-V	S.no	Area	No of house holds	Population	Waste	Timing	Transfer station
		Malapuram	250	1250	0.625	6am to 1pm	Thakurganj

Rikshaw VI	S.no	Area	No of house holds	Population	Waste	Timing	Transfer station
		Rastogi nagar I	300	1500	0.75	6am to 1pm	Thakurganj

Rikshaw VII	S.no	Area	No of house holds	Population	Waste	Timing	Transfer station
		Rastogi nagar II	300	1500	0.75	6am to 1pm	Thakurganj

Rikshaw VIII	S.no	Area	No of house holds	Population	Waste	Timing	Transfer station
		Sarfrajganj I	300	1500	0.75	6am to 1pm	Thakurganj

Rikshaw IX	S.no	Area	No of house holds	Population	Waste	Timing	Transfer station
		Sarfrajganj II	300	1500	0.75	6am to 1pm	Thakurganj

Rikshaw X	S.no	Area	No of house holds	Population	Waste	Timing	Transfer station
		Sarfrajganj III Musa bagh	300	1500	0.75	6am to 1pm	Thakurganj

Rikshaw XI	S.no	Area	No of house holds	Population	Waste	Timing	Transfer station
		kashi ram garib awash yojana I	300	1500	0.75	6am to 1pm	Thakurganj

Rikshaw XII	S.no	Area	No of house holds	Population	Waste	Timing	Transfer station
		Navin Galla Mandi I	300	1500	0.75	6am to 1pm	Thakurganj

Rikshaw XIII	S.no	Area	No of house holds	Population	Waste	Timing	Transfer station
		Navin Galla Mandi II	300	1500	0.75	6am to 1pm	Thakurganj



	S.no	Area	No of house holds	Population	Waste	Timing	Transfer station
Rikshaw XIV		Garib awash yojana LDA	300	1500	0.75	6am to 1pm	Thakurganj

	S.no	Area	No of house holds	Population	Waste	Timing	Transfer station
Rikshaw XV		kashiram Garib awash yojana II	300	1500	0.75	6am to 1pm	Thakurganj

	S.no	Area	No of house holds	Population	Waste	Timing	Transfer station
Rikshaw XVI		Durga vihar colony I	300	1500	0.75	6am to 1pm	Thakurganj

	S.no	Area	No of house holds	Population	Waste	Timing	Transfer station
Rikshaw XVII		LDA LIG Flat	300	1500	0.75	6am to 1pm	Thakurganj

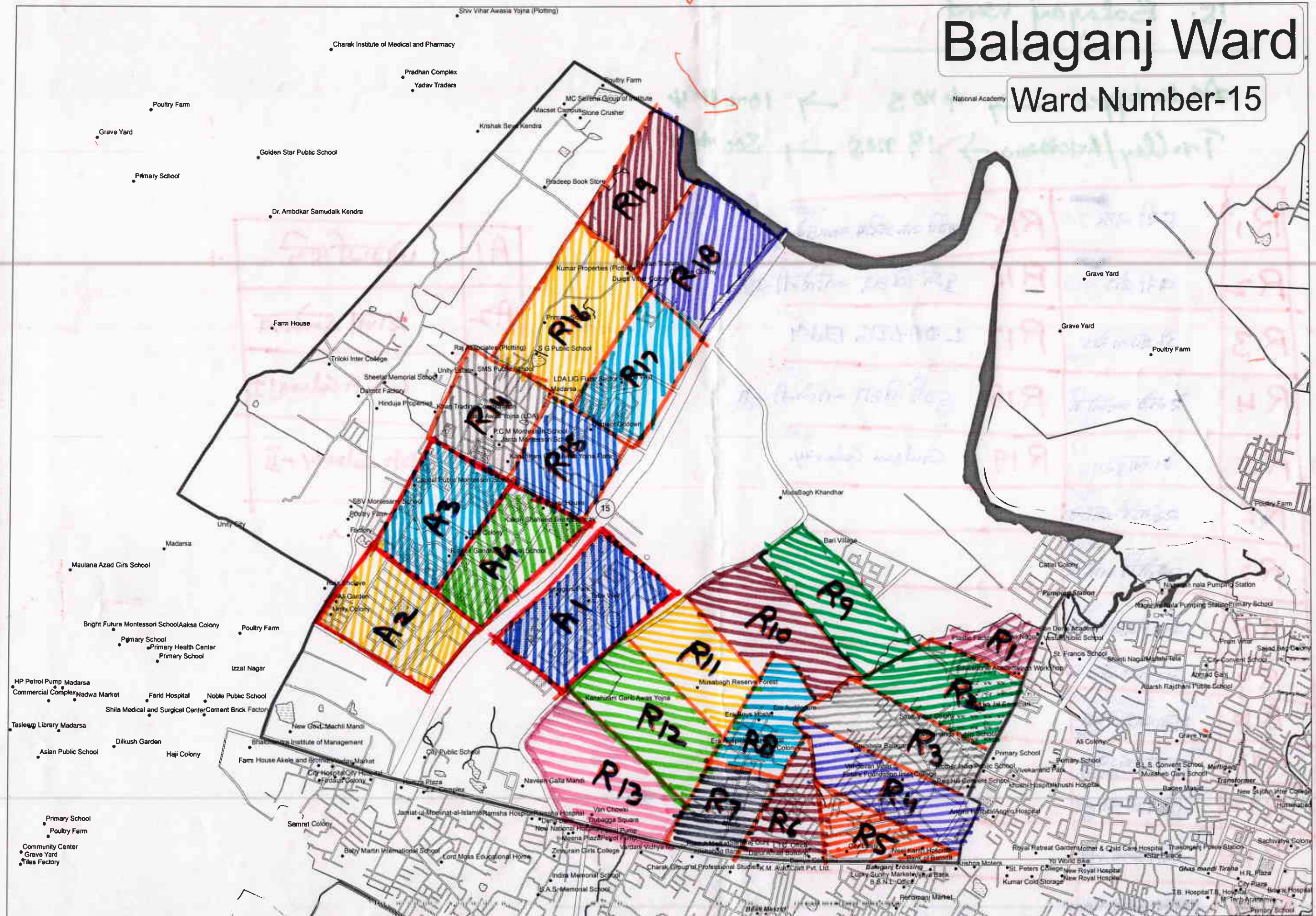
	S.no	Area	No of house holds	Population	Waste	Timing	Transfer station
Rikshaw XVIII		Durga vihar colony II	300	1500	0.75	6am to 1pm	Thakurganj

	S.no	Area	No of house holds	Population	Waste	Timing	Transfer station
Rikshaw XIX		Gulfan Colony	300	1500	0.75	6am to 1pm	Thakurganj

<b>Total</b>	<b>9350</b>	<b>46750</b>	<b>23.375</b>
--------------	-------------	--------------	---------------



Ward Number-15





S.No	Ward no	Ward Name	No of HH	Total Population	Waste generation @500 gms per head in MT	Tipping Autos	Rickshaw
1	103	Kashmiri Mohlla Ward	3988	19940	10.0	0	13

Rikshaw I	S.no	Area	No of house holds	Population	Waste	Timing	Transfer station
		Noor bari	310	1550	0.775	6am to 12 pm	Buniyad bad

Rikshaw II	S.no	Area	No of house holds	Population	Waste	Timing	Transfer station
		Buniyadbad	320	1600	0.8	6am to 12 pm	Buniyad bad

Rikshaw III	S.no	Area	No of house holds	Population	Waste	Timing	Transfer station
		Anguri bagh	280	1400	0.7	6am to 12 pm	Buniyad bad

Rikshaw IV	S.no	Area	No of house holds	Population	Waste	Timing	Transfer station
		Kacha bagh	290	1450	0.725	6am to 12 pm	Buniyad bad

Rikshaw V	S.no	Area	No of house holds	Population	Waste	Timing	Transfer station
		Mevalal Khet	300	1500	0.75	6am to 12 pm	Buniyad bad

Rikshaw VI	S.no	Area	No of house holds	Population	Waste	Timing	Transfer station
		Chhote sahab alam road	300	1500	0.75	6am to 12 pm	Buniyad bad

Rikshaw VII	S.no	Area	No of house holds	Population	Waste	Timing	Transfer station
		Fazil nagar ghantabeg gadyiya	313	1565	0.7825	6am to 12 pm	Buniyad bad

Rikshaw VIII	S.no	Area	No of house holds	Population	Waste	Timing	Transfer station
		Tilli meel	300	1500	0.75	6am to 12 pm	Buniyad bad

Rikshaw IX	S.no	Area	No of house holds	Population	Waste	Timing	Transfer station
		Gulam husain pur	320	1600	0.8	6am to 12 pm	Buniyad bad

Rikshaw X	S.no	Area	No of house holds	Population	Waste	Timing	Transfer station
		Purana chabutara	330	1650	0.825	6am to 12 pm	Buniyad bad

Rikshaw XI	S.no	Area	No of house holds	Population	Waste	Timing	Transfer station
		Mansur nagar	320	1600	0.8	6am to 12 pm	Buniyad bad

Rikshaw XII	S.no	Area	No of house holds	Population	Waste	Timing	Transfer station
		hata dhanu beg	290	1450	0.725	6am to 12 pm	Buniyad bad

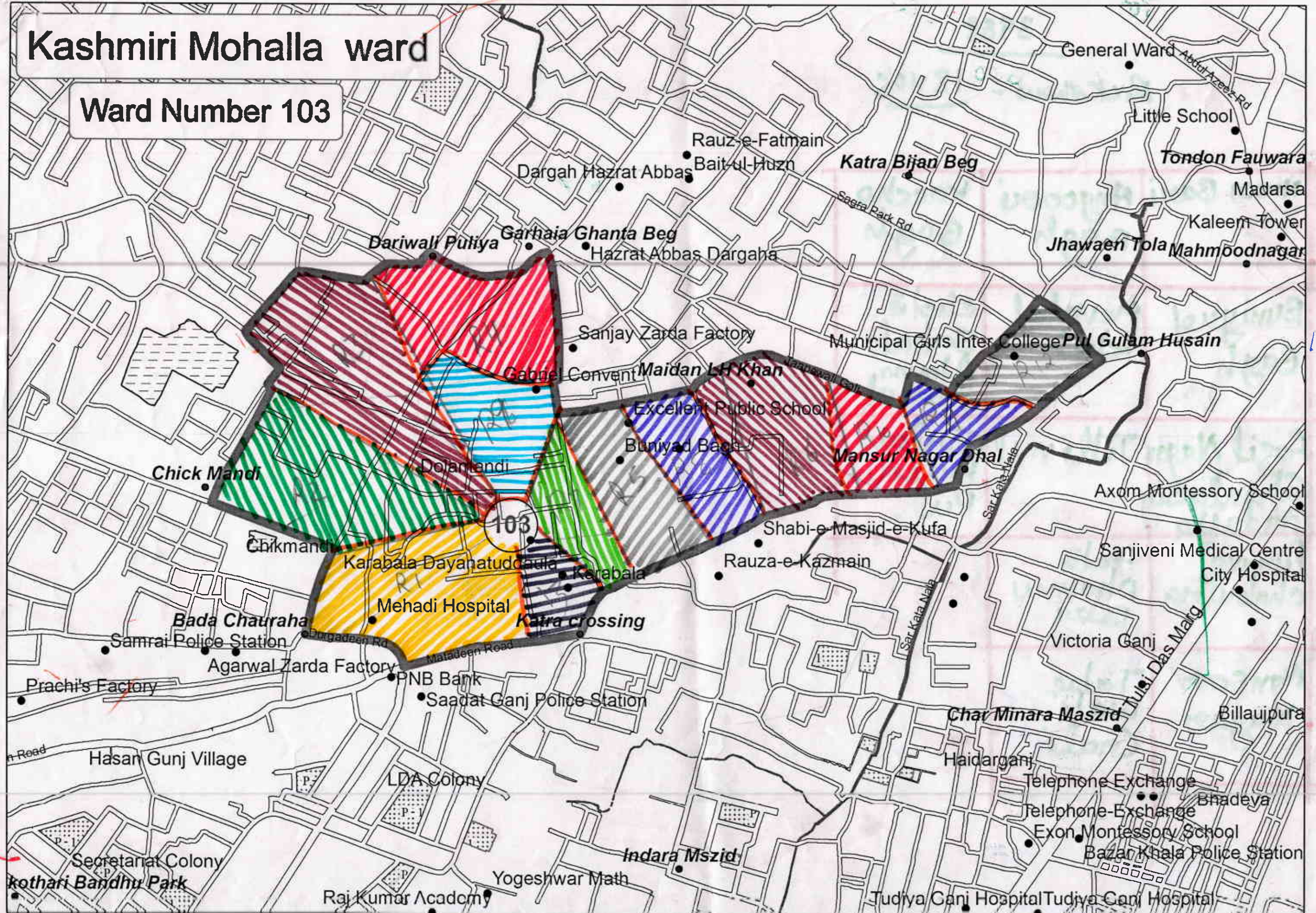
Rikshaw XIII	S.no	Area	No of house holds	Population	Waste	Timing	Transfer station
		Tale wali gali	315	1575	0.7875	6am to 12 pm	Buniyad bad

<b>Total</b>		<b>3988</b>	<b>19940</b>	<b>9.97</b>			
--------------	--	-------------	--------------	-------------	--	--	--



# Kashmiri Mohalla ward

Ward Number 103





S.No	Ward no	Ward Name	No of HH	Total Population	Waste generation @500 gms per head in MT	Tipping Autos	Rickshaw
1	87	Mallahi Tola 2	3735	18675	9.3	1	10

Auto I	S.no	Area	No of house holds	Population	Waste	Timing	Transfer station
		Main road	1100	5500	2.75	6am to 12 pm	Unity

Rikshaw I	S.no	Area	No of house holds	Population	Waste	Timing	Transfer station
		Ali colony	290	1450	0.725	6am to 12 pm	Unity

Rikshaw II	S.no	Area	No of house holds	Population	Waste	Timing	Transfer station
		Berf Khana	290	1450	0.725	6am to 12 pm	Unity

Rikshaw III	S.no	Area	No of house holds	Population	Waste	Timing	Transfer station
		Musahbganj	290	1450	0.725	6am to 12 pm	Unity

Rikshaw IV	S.no	Area	No of house holds	Population	Waste	Timing	Transfer station
		Purani Polish chouki	280	1400	0.7	6am to 12 pm	Unity

Rikshaw V	S.no	Area	No of house holds	Population	Waste	Timing	Transfer station
		Jafria	310	1550	0.775	6am to 12 pm	Unity

Rikshaw VI	S.no	Area	No of house holds	Population	Waste	Timing	Transfer station
		Abash nagar	290	1450	0.725	6am to 12 pm	Unity

Rikshaw VII	S.no	Area	No of house holds	Population	Waste	Timing	Transfer station
		Friend colony	280	1400	0.7	6am to 12 pm	Unity

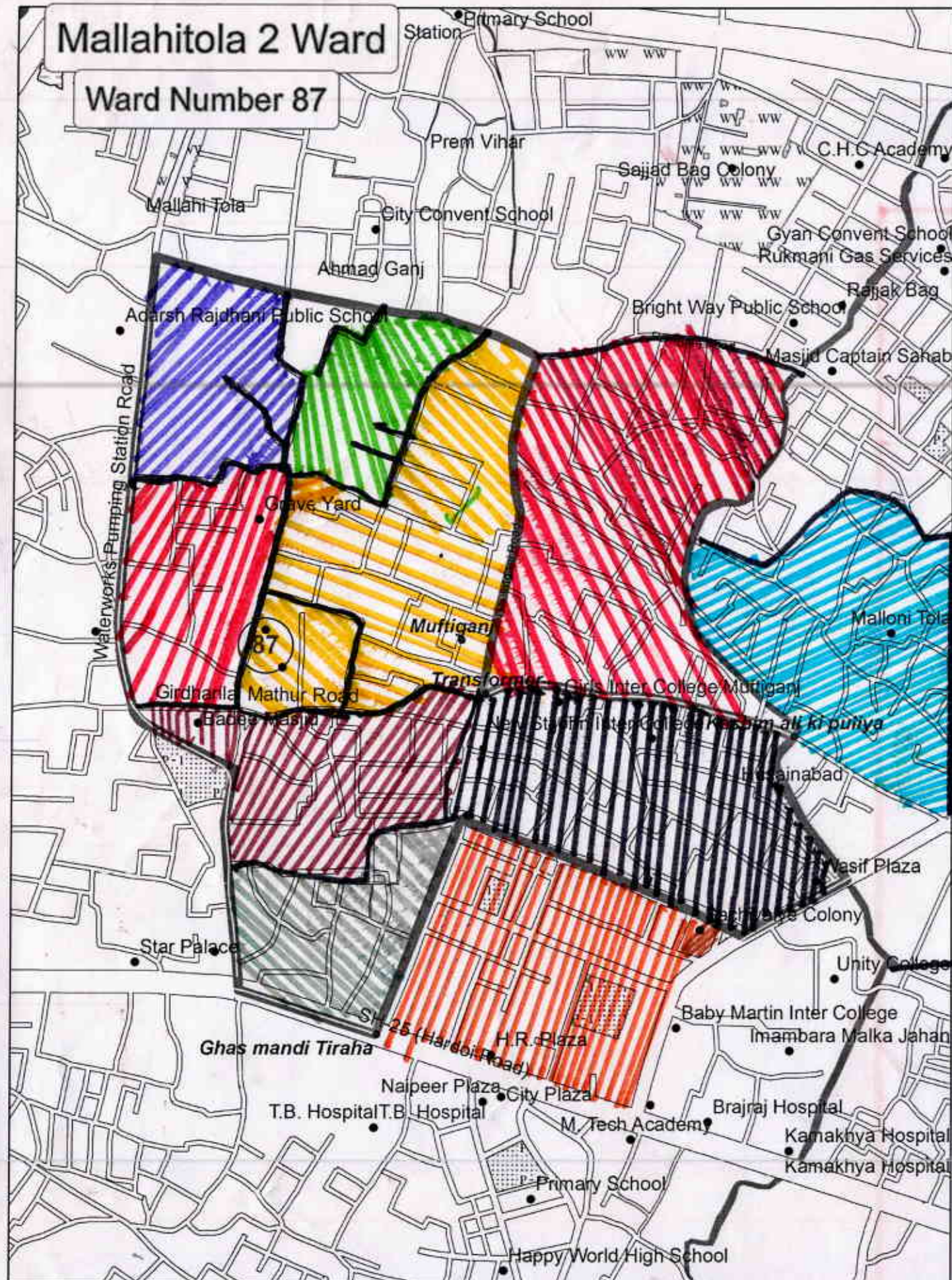
Rikshaw VIII	S.no	Area	No of house holds	Population	Waste	Timing	Transfer station
		Mufti ganj	310	1550	0.775	6am to 12 pm	Unity

Rikshaw IX	S.no	Area	No of house holds	Population	Waste	Timing	Transfer station
		Nanan nagar	290	1450	0.725	6am to 12 pm	Unity

Rikshaw X	S.no	Area	No of house holds	Population	Waste	Timing	Transfer station
		Ekbal nagar khanti	290	1450	0.725	6am to 12 pm	Unity

<b>Total</b>	<b>3730</b>	<b>18650</b>	<b>9.325</b>
--------------	-------------	--------------	--------------





HH - 3735-

AT - 02 - Main Roads

R - 10

3735

AT → 800 HH

Balance → 2935-

↓

10 Rickshaws



S.No	Ward no	Ward Name	No of HH	Total Population	Waste generation @500 gms per head in MT	Tipping Autos	Rickshaw
1	89	Husaunabad Ward	3907	19535	9.8	1	10

Auto I	S.no	Area	No of house holds	Population	Waste	Timing	Transfer station
		Ghantaghar	1000	5000	2.5	6am to 12 pm	Unity college

Rikshaw I	S.no	Area	No of house holds	Population	Waste	Timing	Transfer station
		Gend khana I	290	1450	0.725	6am to 12 pm	Unity college

Rikshaw II	S.no	Area	No of house holds	Population	Waste	Timing	Transfer station
		Naipiar colony	280	1400	0.7	6am to 12 pm	Unity college

Rikshaw III	S.no	Area	No of house holds	Population	Waste	Timing	Transfer station
		Peer Bukhara	310	1550	0.775	6am to 12 pm	Unity college

Rikshaw IV	S.no	Area	No of house holds	Population	Waste	Timing	Transfer station
		Mahtab bagh I	280	1400	0.7	6am to 12 pm	Unity college

Rikshaw V	S.no	Area	No of house holds	Population	Waste	Timing	Transfer station
		Shish Mahal	290	1450	0.725	6am to 12 pm	Unity college

Rikshaw VI	S.no	Area	No of house holds	Population	Waste	Timing	Transfer station
		D.P. Bora	290	1450	0.725	6am to 12 pm	Unity college

Rikshaw VII	S.no	Area	No of house holds	Population	Waste	Timing	Transfer station
		Hata Sitara begam	280	1400	0.7	6am to 12 pm	Unity college

Rikshaw VIII	S.no	Area	No of house holds	Population	Waste	Timing	Transfer station
		Rahish nagar	290	1450	0.725	6am to 12 pm	Unity college

Rikshaw IX	S.no	Area	No of house holds	Population	Waste	Timing	Transfer station
		Mahtab bagh II	310	1550	0.775	6am to 12 pm	Unity college

Rikshaw X	S.no	Area	No of house holds	Population	Waste	Timing	Transfer station
		Gend khana II	290	1450	0.725	6am to 12 pm	Unity college

<b>Total</b>	<b>3910</b>	<b>19550</b>	<b>9.775</b>
--------------	-------------	--------------	--------------







S.No	Ward no	Ward Name	No of HH	Total Population	Waste generation @500 gms per head in MT	Tipping Autos	Rickshaw
1	95	harya Narendra Dev Wd	3339	16695	8.3	0	11

Rikshaw I	S.no	Area	No of house holds	Population	Waste	Timing	Transfer station
	1	Panni wali galli	300	1500	0.75	6am to 12 pm	Thakurganj

Rikshaw II	S.no	Area	No of house holds	Population	Waste	Timing	Transfer station
		T.B. Hospital road	300	1500	0.75	6am to 12 pm	Thakurganj

Rikshaw III	S.no	Area	No of house holds	Population	Waste	Timing	Transfer station
		Rani katra	320	1600	0.8	6am to 12 pm	Thakurganj

Rikshaw IV	S.no	Area	No of house holds	Population	Waste	Timing	Transfer station
		Safed park	300	1500	0.75	6am to 12 pm	Thakurganj

Rikshaw V	S.no	Area	No of house holds	Population	Waste	Timing	Transfer station
		Chouptia road	315	1575	0.7875	6am to 12 pm	Thakurganj

Rikshaw VI	S.no	Area	No of house holds	Population	Waste	Timing	Transfer station
		kala paip	300	1500	0.75	6am to 12 pm	Thakurganj

Rikshaw VII	S.no	Area	No of house holds	Population	Waste	Timing	Transfer station
		Hata Virum singh	300	1500	0.75	6am to 12 pm	Thakurganj

Rikshaw VIII	S.no	Area	No of house holds	Population	Waste	Timing	Transfer station
		Niwasganj	300	1500	0.75	6am to 12 pm	Thakurganj

Rikshaw IX	S.no	Area	No of house holds	Population	Waste	Timing	Transfer station
		Saraiya malikha	300	1500	0.75	6am to 12 pm	Thakurganj

Rikshaw X	S.no	Area	No of house holds	Population	Waste	Timing	Transfer station
		Hata surat singh	300	1500	0.75	6am to 12 pm	Thakurganj

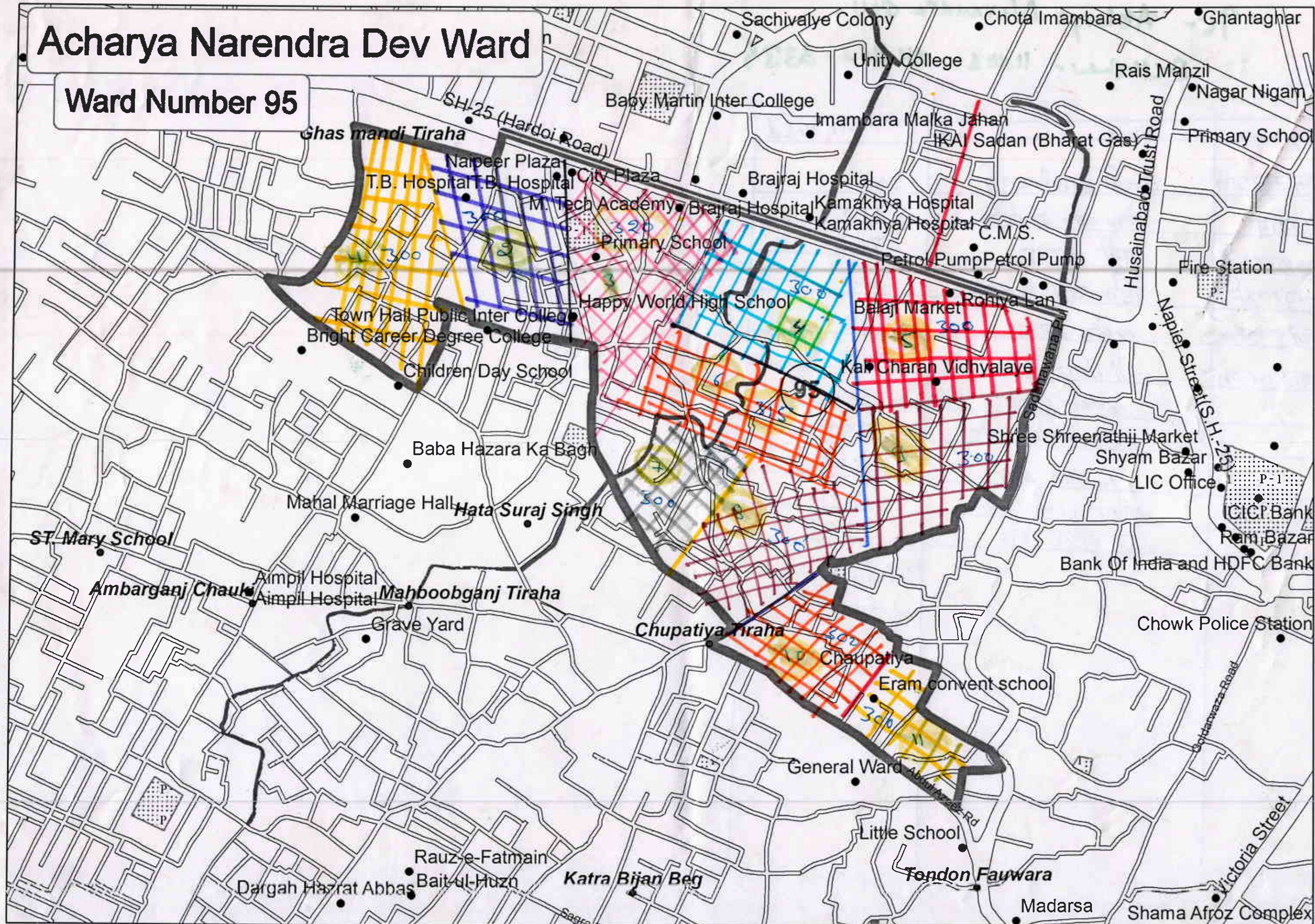
Rikshaw XI	S.no	Area	No of house holds	Population	Waste	Timing	Transfer station
		Dilaram baradari	300	1500	0.75	6am to 12 pm	Thakurganj

<b>Total</b>	<b>3335</b>	<b>16675</b>	<b>8.3375</b>
--------------	-------------	--------------	---------------



# Acharya Narendra Dev Ward

Ward Number 95





S.No	Ward no	Ward Name	No of HH	Total Population	Waste generation @500 gms per head in MT	Tipping Autos	Rickshaw
1	13	Sadatganj Ward	6648	33240	16.6	1	18

Auto I	S.no	Area	No of house holds	Population	Waste	Timing	Transfer station
		Raj Garden	1200	6000	3	6am to 12 pm	Sahadganj

Rickshaw-I	S.no	Area	No of house holds	Population	Waste	Timing	Transfer station
		Samrahi chouki	340	1700	0.85	6am to 12 pm	Sahadganj

Rickshaw-II	S.no	Area	No of house holds	Population	Waste	Timing	Transfer station
		Ashok Vihar	300	1500	0.75	6am to 12 pm	Sahadganj

Rickshaw-III	S.no	Area	No of house holds	Population	Waste	Timing	Transfer station
		Shivaji puram	300	1500	0.75	6am to 12 pm	Sahadganj

Rickshaw-IV	S.no	Area	No of house holds	Population	Waste	Timing	Transfer station
		Ashok nagar	330	1650	0.825	6am to 12 pm	Sahadganj

Rickshaw-V	S.no	Area	No of house holds	Population	Waste	Timing	Transfer station
		Bawali chouki	320	1600	0.8	6am to 12 pm	Sahadganj

Rickshaw-VI	S.no	Area	No of house holds	Population	Waste	Timing	Transfer station
		Shahadtganj chouki	300	1500	0.75	6am to 12 pm	Sahadganj

Rickshaw-VII	S.no	Area	No of house holds	Population	Waste	Timing	Transfer station
		Hasiya mau	300	1500	0.75	6am to 12 pm	Sahadganj

Rickshaw-VIII	S.no	Area	No of house holds	Population	Waste	Timing	Transfer station
		Chudi wali gali	300	1500	0.75	6am to 12 pm	Sahadganj

Rickshaw-IX	S.no	Area	No of house holds	Population	Waste	Timing	Transfer station
		Jhawaro wali gali	290	1450	0.725	6am to 12 pm	Sahadganj

Rickshaw-X	S.no	Area	No of house holds	Population	Waste	Timing	Transfer station
		Saripura	300	1500	0.75	6am to 12 pm	Sahadganj

Rickshaw-XI	S.no	Area	No of house holds	Population	Waste	Timing	Transfer station
		Aman vihar	290	1450	0.725	6am to 12 pm	Sahadganj

Rickshaw-XII	S.no	Area	No of house holds	Population	Waste	Timing	Transfer station
		Hersha puram	300	1500	0.75	6am to 12 pm	Sahadganj

Rickshaw-XIII	S.no	Area	No of house holds	Population	Waste	Timing	Transfer station
		Asharf nagar	300	1500	0.75	6am to 12 pm	Sahadganj

Rickshaw-XIV	S.no	Area	No of house holds	Population	Waste	Timing	Transfer station
		Navin nagar	300	1500	0.75	6am to 12 pm	Sahadganj

Rickshaw-XV	S.no	Area	No of house holds	Population	Waste	Timing	Transfer station
		Habib pura	310	1550	0.775	6am to 12 pm	Sahadganj

Rickshaw-XVI	S.no	Area	No of house holds	Population	Waste	Timing	Transfer station
		Shekhpur	300	1500	0.75	6am to 12 pm	Sahadganj

Rickshaw-XVII	S.no	Area	No of house holds	Population	Waste	Timing	Transfer station
		Dhanja marry pul	310	1550	0.775	6am to 12 pm	Sahadganj

Rickshaw-XVIII	S.no	Area	No of house holds	Population	Waste	Timing	Transfer station
		Pathar katte	250	1250	0.625	6am to 12 pm	Sahadganj

<b>Total</b>			<b>6640</b>	<b>33200</b>	<b>16.6</b>		
--------------	--	--	-------------	--------------	-------------	--	--







S.No	Ward no	Ward Name	No of HH	Total Population	Waste generation @500 gms per head in MT	Tipping Autos	Rickshaw
1	25	Kanhaiya Madhopur 2	5205	26025	13.0	2	12

Auto I	S.no	Area	No of house holds	Population	Waste	Timing	Transfer station
		Ajmash bagh	1000	5000	2.5	6am to 12 pm	

Auto II	S.no	Area	No of house holds	Population	Waste	Timing	Transfer station
		Site Vihar	1000	5000	2.5	6am to 12 pm	

Rikshaw I	S.no	Area	No of house holds	Population	Waste	Timing	Transfer station
		Raja Vihar	267	1335	0.6675	6am to 12 pm	

Rikshaw II	S.no	Area	No of house holds	Population	Waste	Timing	Transfer station
		Baroura	279	1395	0.6975	6am to 12 pm	

Rikshaw III	S.no	Area	No of house holds	Population	Waste	Timing	Transfer station
		Prem nagar	267	1335	0.6675	6am to 12 pm	

Rikshaw IV	S.no	Area	No of house holds	Population	Waste	Timing	Transfer station
		Anamash city	270	1350	0.675	6am to 12 pm	

Rikshaw V	S.no	Area	No of house holds	Population	Waste	Timing	Transfer station
		Warish vihar	260	1300	0.65	6am to 12 pm	

Rikshaw VI	S.no	Area	No of house holds	Population	Waste	Timing	Transfer station
		Anmash bagh	265	1325	0.6625	6am to 12 pm	

Rikshaw VII	S.no	Area	No of house holds	Population	Waste	Timing	Transfer station
		Narayan gram	264	1320	0.66	6am to 12 pm	

Rikshaw VIII	S.no	Area	No of house holds	Population	Waste	Timing	Transfer station
		Eran khera	280	1400	0.7	6am to 12 pm	

Rikshaw IX	S.no	Area	No of house holds	Population	Waste	Timing	Transfer station
		roshna bagh	270	1350	0.675	6am to 12 pm	

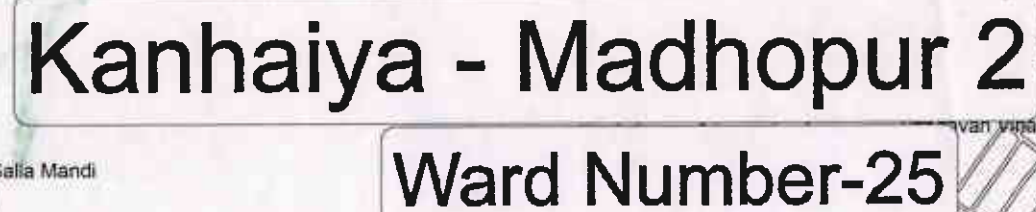
Rikshaw X	S.no	Area	No of house holds	Population	Waste	Timing	Transfer station
		Adharsh nagar	259	1295	0.6475	6am to 12 pm	

Rikshaw XI	S.no	Area	No of house holds	Population	Waste	Timing	Transfer station
		V.J. L. colony	258	1290	0.645	6am to 12 pm	

Rikshaw XII	S.no	Area	No of house holds	Population	Waste	Timing	Transfer station
		Charak gali	267	1335	0.6675	6am to 12 pm	

<b>Total</b>			<b>5206</b>	<b>26030</b>	<b>13.015</b>		
--------------	--	--	-------------	--------------	---------------	--	--







S.No	Ward no	Ward Name	No of HH	Total Population	Waste generation @500 gms per head in MT	Tipping Autos	Rickshaw
1	108	Chowk Kali Ji Bazar Ward	2673	13365	6.7	1	7

Auto I	S.no	Area	No of house holds	Population	Waste	Timing	Transfer station
	1	Chouk	800	4000	2	6am to 12 pm	Kanchan Market

Rikshaw I	S.no	Area	No of house holds	Population	Waste	Timing	Transfer station
	1	Lajpatnagar	300	1500	0.75	6am to 12 pm	Kanchan Market

Rikshaw II	S.no	Area	No of house holds	Population	Waste	Timing	Transfer station
	1	Choupdari Mohlla	250	1250	0.625	6am to 12 pm	Kanchan Market

Rikshaw III	S.no	Area	No of house holds	Population	Waste	Timing	Transfer station
	1	nai bada	250	1250	0.625	6am to 12 pm	Kanchan Market

Rikshaw IV	S.no	Area	No of house holds	Population	Waste	Timing	Transfer station
	1	Chouk Road	250	1250	0.625	6am to 12 pm	Kanchan Market

Rikshaw V	S.no	Area	No of house holds	Population	Waste	Timing	Transfer station
	1	Ban wali gali	250	1250	0.625	6am to 12 pm	Kanchan Market

Rikshaw VI	S.no	Area	No of house holds	Population	Waste	Timing	Transfer station
	1	Mirza mandi	250	1250	0.625	6am to 12 pm	Kanchan Market

Rikshaw VII	S.no	Area	No of house holds	Population	Waste	Timing	Transfer station
	1	Soni Tola	300	1500	0.75	6am to 12 pm	Kanchan Market

<b>Total</b>	<b>2650</b>	<b>13250</b>	<b>6.625</b>
--------------	-------------	--------------	--------------







S.No	Ward no	Ward Name	No of HH	Total Population	Waste generation @500 gms per head in MT	Tipping Autos	Rickshaw
1	11	New Haidarganj 3	4955	24775	12.4	1	12

Auto I	S.no	Area	No of house holds	Population	Waste	Timing	Transfer station
	1	Kanshi ram colony	1000	5000	2.5	6am to 12 pm	Alambagh

Rikshaw I	S.no	Area	No of house holds	Population	Waste	Timing	Transfer station
	1	New kanshiram colony	330	1650	0.825	6am to 12 pm	Alambagh

Rikshaw II	S.no	Area	No of house holds	Population	Waste	Timing	Transfer station
	1	Munnu khera	300	1500	0.75	6am to 12 pm	Alambagh

Rikshaw III	S.no	Area	No of house holds	Population	Waste	Timing	Transfer station
	1	Chunnu khera	330	1650	0.825	6am to 12 pm	Alambagh

Rikshaw IV	S.no	Area	No of house holds	Population	Waste	Timing	Transfer station
	1	Duda colony I	350	1750	0.875	6am to 12 pm	Alambagh

Rikshaw V	S.no	Area	No of house holds	Population	Waste	Timing	Transfer station
	1	Duda colony II	320	1600	0.8	6am to 12 pm	Alambagh

Rikshaw VI	S.no	Area	No of house holds	Population	Waste	Timing	Transfer station
	1	Baldi khera	300	1500	0.75	6am to 12 pm	Alambagh

Rikshaw VII	S.no	Area	No of house holds	Population	Waste	Timing	Transfer station
	1	Narpat khera	300	1500	0.75	6am to 12 pm	Alambagh

Rikshaw VIII	S.no	Area	No of house holds	Population	Waste	Timing	Transfer station
	1	Satrouna	370	1850	0.925	6am to 12 pm	Alambagh

Rikshaw IX	S.no	Area	No of house holds	Population	Waste	Timing	Transfer station
	1	Sindhi colony	300	1500	0.75	6am to 12 pm	Alambagh

Rikshaw X	S.no	Area	No of house holds	Population	Waste	Timing	Transfer station
	1	Awash vikash	360	1800	0.9	6am to 12 pm	Alambagh

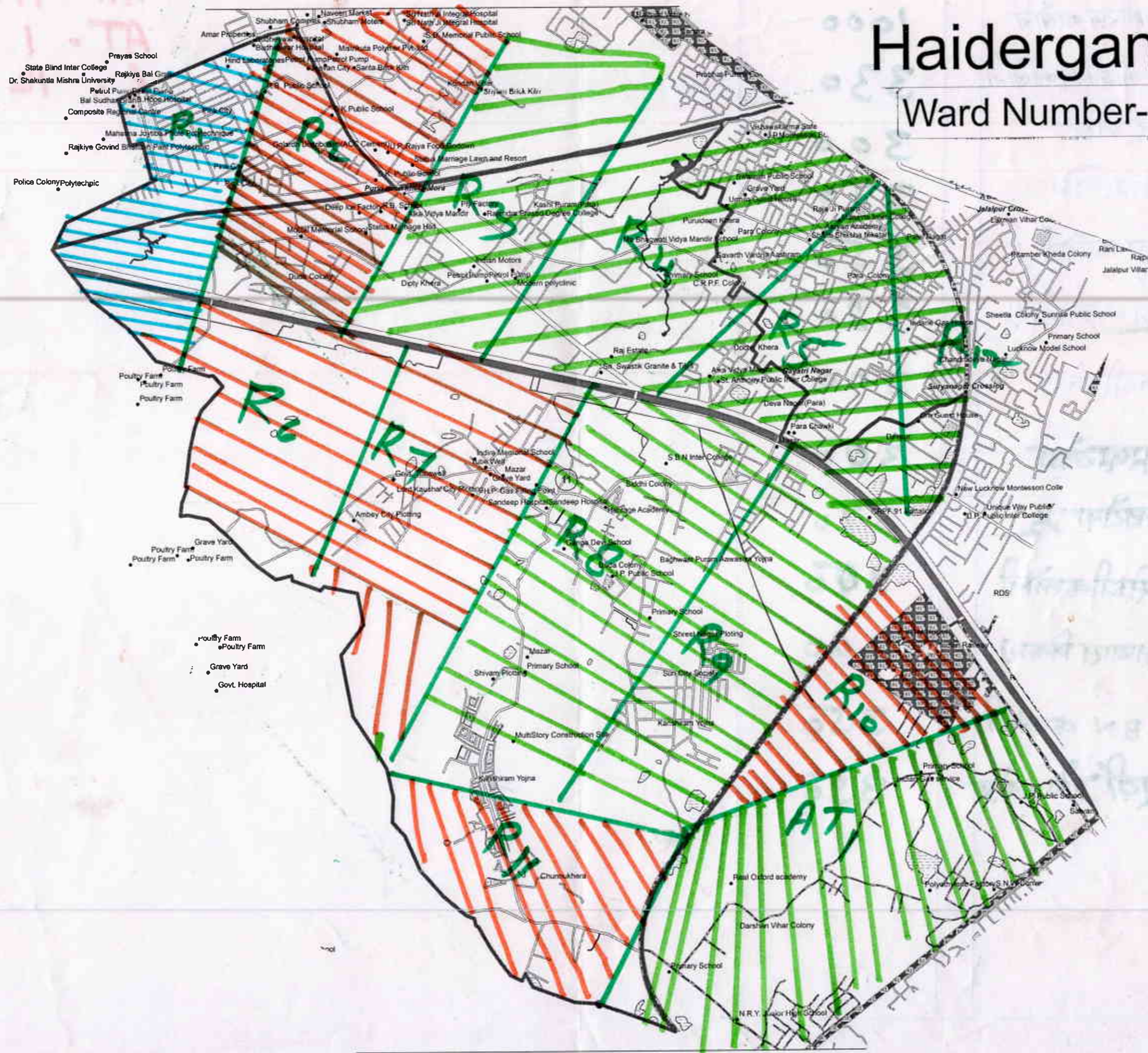
Rikshaw XI	S.no	Area	No of house holds	Population	Waste	Timing	Transfer station
	1	SBN Colony	350	1750	0.875	6am to 12 pm	Alambagh

Rikshaw XII	S.no	Area	No of house holds	Population	Waste	Timing	Transfer station
	1	East deen khera	350	1750	0.875	6am to 12 pm	Alambagh

<b>Total</b>	<b>4960</b>	<b>24800</b>	<b>12.4</b>
--------------	-------------	--------------	-------------



## Ward Number-11





S.No	Ward no	Ward Name	No of HH	Total Population	Waste generation @500 gms per head in MT	Tipping Autos	Rickshaw
1	107	Bhawani Ganj	3400	17000	8.5	1	9

Auto I	S.no	Area	No of house holds	Population	Waste	Timing	Transfer station
	1	Tulasidas marg	803	4015	2.0075	6am to 12pm	Tudiya Ganj

Rickshaw 1	S.no	Area	No of house holds	Population	Waste	Timing	Transfer station
	1	Bhawani Ganj	500	2500	1.25	6am to 12pm	Tudiya Ganj

Rickshaw II	S.no	Area	No of house holds	Population	Waste	Timing	Transfer station
	1	Bazar Khala	249	1245	0.6225	6am to 12pm	Tudiya Ganj

Rickshaw III	S.no	Area	No of house holds	Population	Waste	Timing	Transfer station
	1	Bhadevan Saabik	265	1325	0.6625	6am to 12pm	Tudiya Ganj

Rickshaw IV	S.no	Area	No of house holds	Population	Waste	Timing	Transfer station
	1	Lodhi Purwa	531	2655	1.3275	6am to 12pm	Tudiya Ganj

Rickshaw V	S.no	Area	No of house holds	Population	Waste	Timing	Transfer station
	1	Mehandi ganj	265	1325	0.6625	6am to 12pm	Tudiya Ganj

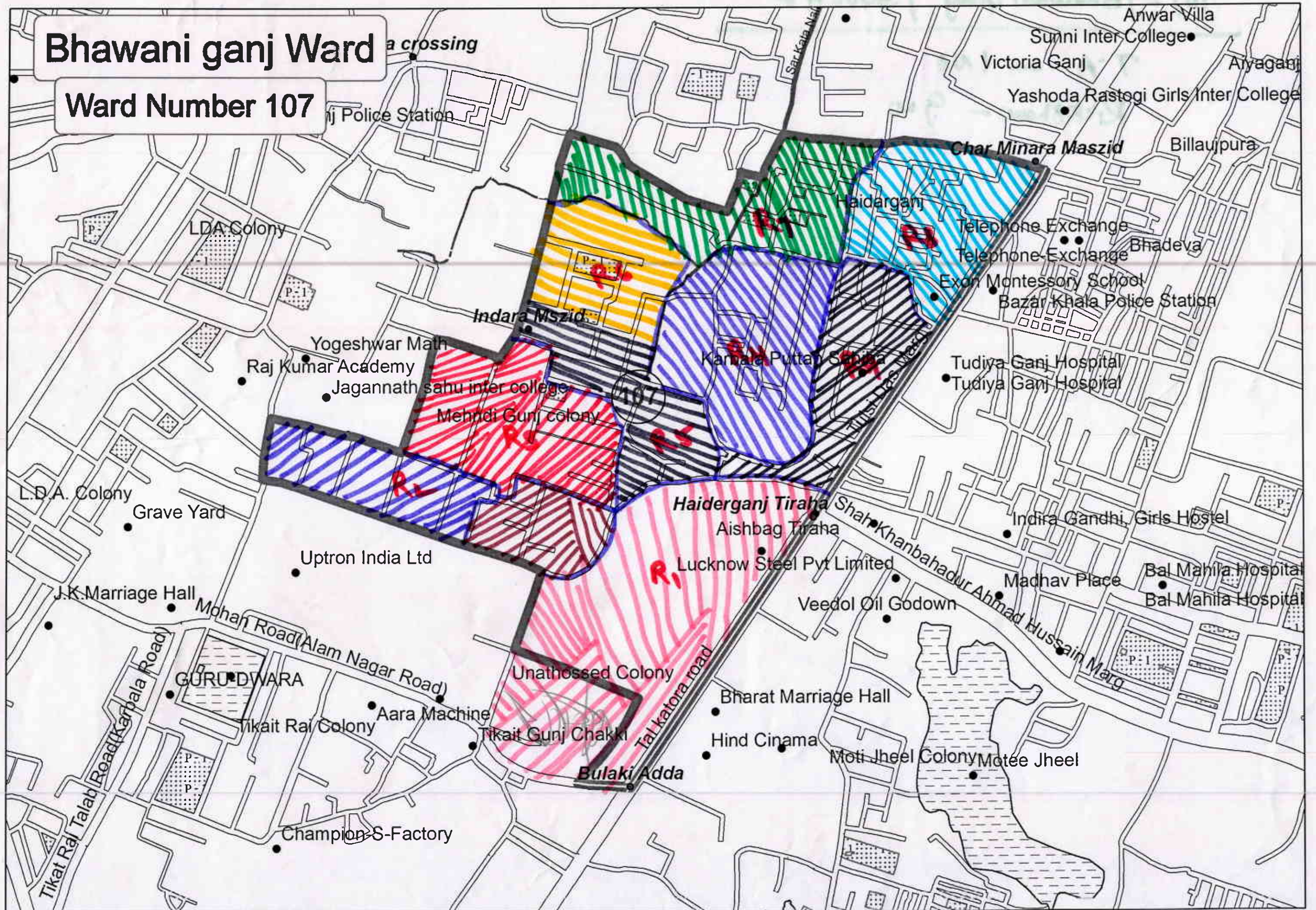
Rickshaw VI	S.no	Area	No of house holds	Population	Waste	Timing	Transfer station
	1	Purana Haiderganj	295	1475	0.7375	6am to 12pm	Tudiya Ganj

Rickshaw VII	S.no	Area	No of house holds	Population	Waste	Timing	Transfer station
	1	Dalaanee Mohalla	245	1225	0.6125	6am to 12pm	Tudiya Ganj

Rickshaw VIII	S.no	Area	No of house holds	Population	Waste	Timing	Transfer station
	1	Tikait Ram	263	1315	0.6575	6am to 12pm	Tudiya Ganj

Toatal	3416	17080	8.54
--------	------	-------	------







## LKO ZONE - 7 - I.D 11333

S.No	WARD No.	WARD NAME	WARD I.D	HOUSE HOLD	Est. POPULATION	Est. Qty. OF WASTE ( M.T. )	No. OF AUTO TIPPER REQUIRED	No. OF RICKSHAW REQUIRED
1	8	LAL BAHADUR SHASTRI - 1 st	11433	3640	18200	9	3	2
2	63	SHANKAR PURVA - 3 rd	11431	6726	33630	16	6	2
3	86	INDIRA NAGAR	11420	5590	27950	13	5	2
4	91	LAL BAHADUR SHASTRI - 2 nd	11342	4212	21060	10	4	1
5	57	BABAU JAGJIVAN RAM	11391	6093	30465	15	5	2
6	53	ISMILEGANJ - 2 nd	11428	8514	42570	20	8	3
7	68	MATHLI SARAN GUPT	11402	6942	34710	17	6	2
8	26	INDIRA PRIYADASHNI	11423	6633	33165	16	6	2
9	52	ISMILEGANJ - 1 st.	11426	4484	22420	11	4	1
10	31	SHANKAR PURVA - 2 nd	11425	8357	41785	20	8	3
11	77	LOHIYA NAGAR	11418	6024	30120	14	5	2
12	7	SHAHID BAGHAT SINGH	11422	5892	29460	12	5	2
13	85	SHANKAR PURVA - 1 st	11432	8210	41050	20	7	3
TOTAL				81317	406585	193	72	27

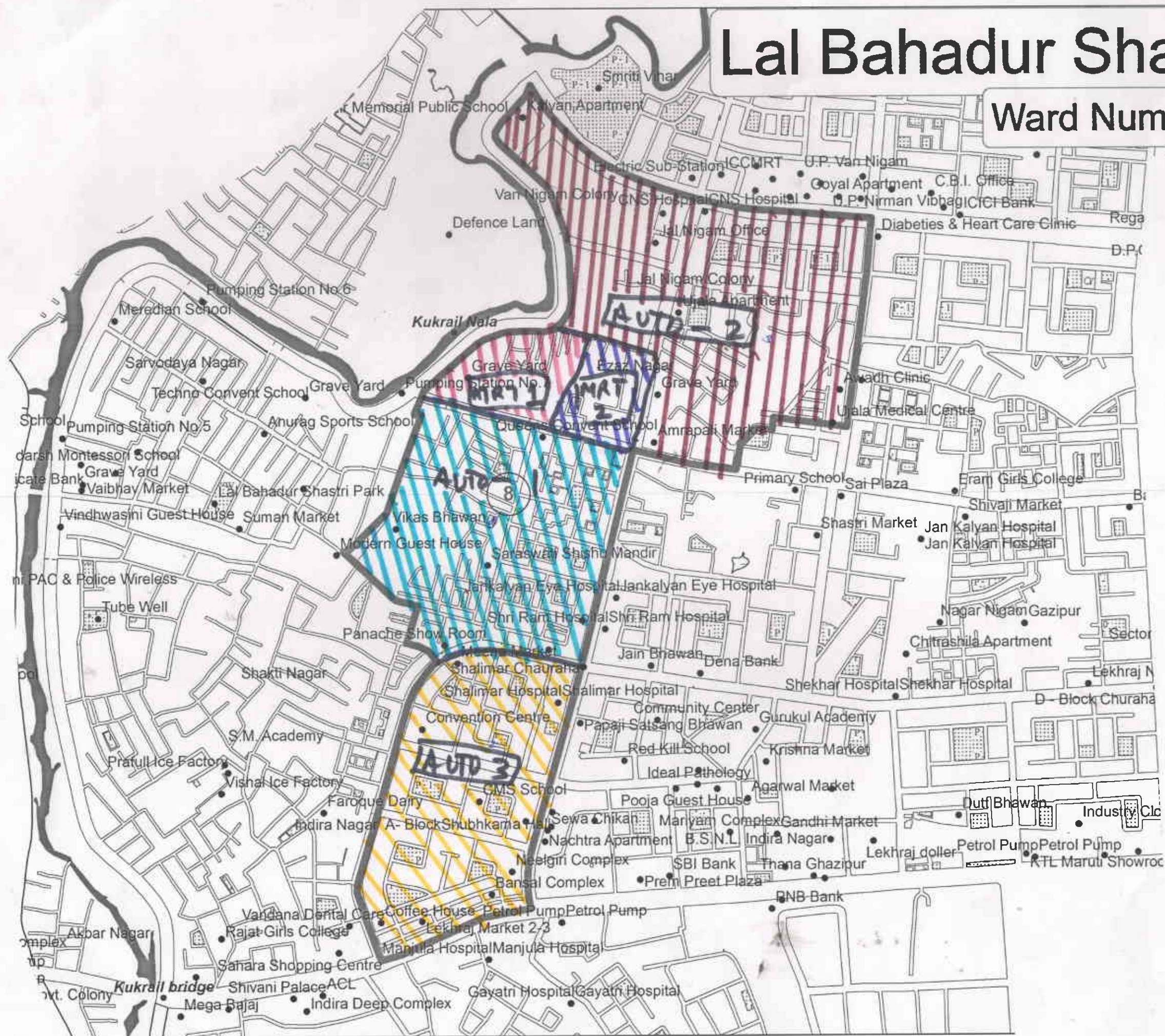


ZONE	7		WARD NAME	LAL BAHADUR SHASTRI 1			WARD No. - 8
VEHICLE TYPE	S.No.	AREA	NO'S OF HOUSES HOLD	POPULATION	Est. Qty. OF WASTE ( M.T. )	TIMING	TRANSFER STATION / PCTS
AUTO - 1	1	LUV KUSH NAGAR	1005	5,025	2513	6am TO 11am	LUVKUSH NAGAR
AUTO - 2	2	NEW PRAKASH LOK SECT - 22	1,020	5,100	2550	6am TO 11am	LUVKUSH NAGAR
	3	JAL NIGAM COLONY					LUVKUSH NAGAR
	4	SECTOR - 20					LUVKUSH NAGAR
	5	SAMODIPUR					LUVKUSH NAGAR
AUTO - 3	6	CONVENTION CENTRE BLOCK - A	1045	5,225	2613	6am TO 11am	LUVKUSH NAGAR
MANUAL RICKSHAW - 1	7	PRAKASH LOK OLD	280	1,400	700	6am TO 11am	LUVKUSH NAGAR
MANUAL RICKSHAW - 2	8	PRAKASH LOK OLD	290	1,450	725	6am TO 11am	LUVKUSH NAGAR
TOTAL			3640	18200	9		



# Lal Bahadur Shastri 1

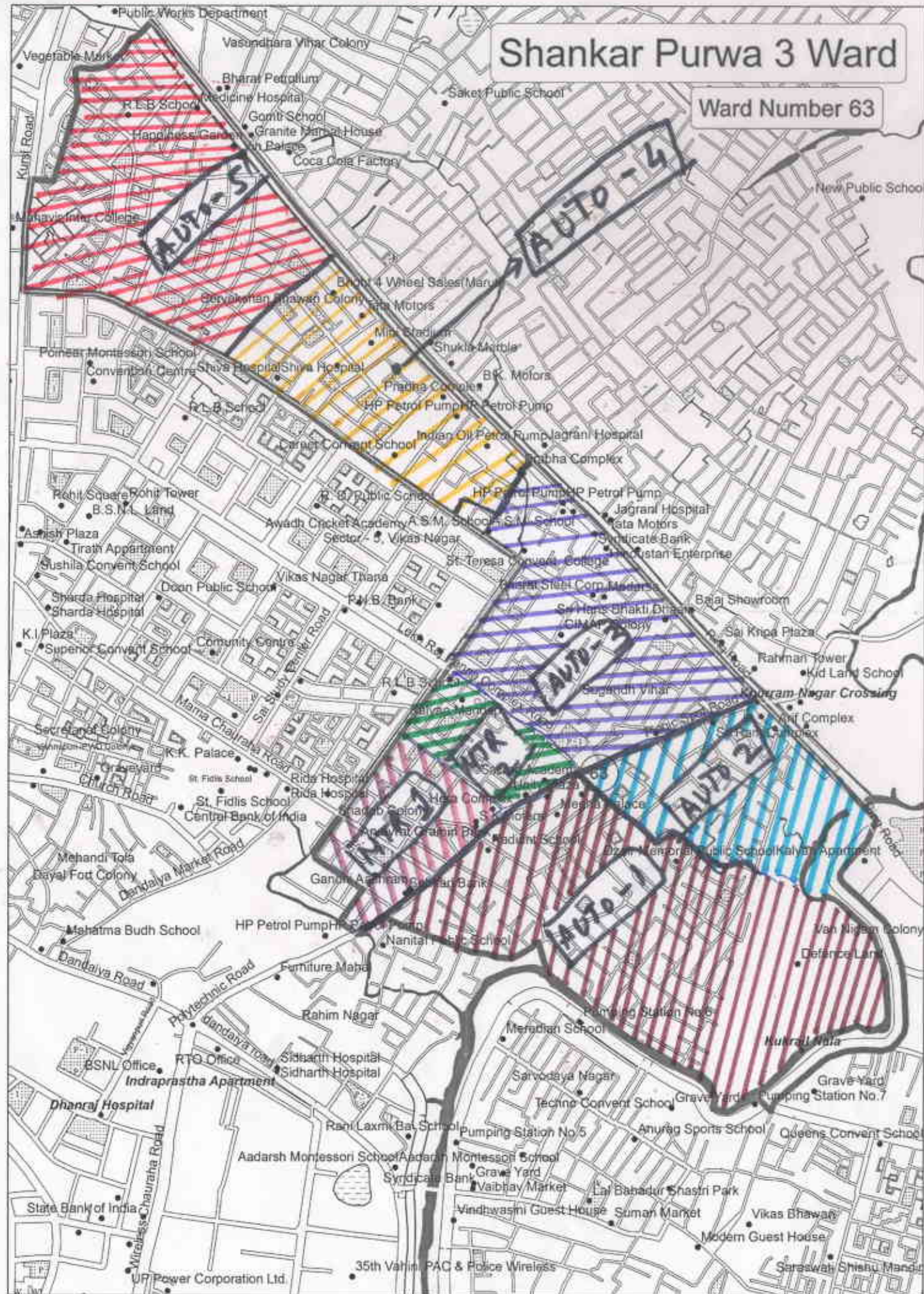
## Ward Number-08





ZONE	7		WARD	SHANKARPURWA 3RD			WARD No.-63
VEHICLE TYPE	S.No.	AREA	NO'S OF HOUSES HOLD	POPULATION	Est. Qty. OF WASTE ( M.T. )	TIMING	TRANSFER STATION / PCTS
AUTO - 1	1	KHURRAM NAGAR	1045	5,225	2508	6am TO 11am	VISHNUPURI
AUTO - 2	2	KHURRAM NAGAR	1055	5,275	2532	6am TO 11am	VISHNUPURI
AUTO - 3	3	KAMLA NEHRU NAGAR	1075	5,375	2580	6am TO 11am	VISHNUPURI
	4	ASHOK VIHAR					
	5	SAKET VIHAR					
	6	SHYAM VIHAR					
AUTO - 4	7	VIKAS NAGAR SECTOR 11	1030	5,150	2472	6am TO 11am	VISHNUPURI
	8	VIKAS NAGAR SECTOR 12					
	9	VIKAS NAGAR SECTOR 13					
	10	VIKAS NAGAR SECTOR 14					
AUTO - 5	11	VIKAS NAGAR SECTOR 7	1021	5,105	2450	6am TO 11am	VISHNUPURI
	12	VIKAS NAGAR SECTOR 8					
	13	VIKAS NAGAR SECTOR 9					
	14	VIKAS NAGAR SECTOR 10					
AUTO - 6	15	VIKAS NAGAR VISTAR	1040	5,200	2496	6am TO 11am	VISHNUPURI
	16	VINAYAK PURAM					
	17	VIKAS VIHAR					
	18	GAJRAHAPURWA					
MANUAL RICKSHAW - 1	19	PANT NAGAR	220	1,100	528	6am TO 11am	VISHNUPURI
MANUAL RICKSHAW - 2	20	SHADAB COLONY	240	1,200	576	6am TO 11am	
TOTAL			6726	33,630	16		







ZONE	7		WARD NAME	INDRANAGAR			WARD No. - 86
VEHICLE TYPE	S.No.	AREA	NO'S OF HOUSES HOLD	POPULATION	Est. Qty. OF WASTE ( M.T. )	TIMING	TRANSFER STATION / PCTS
AUTO - 1	1	INDRANAGAR SECTOR 8	1055	5,275	2532	6am TO 11am	LUVKUSH NAGAR
	2	INDRANAGAR D BLOCK					
AUTO - 2	3	INDRANAGAR SECTOR 12	1053	5,265	2527	6am TO 11am	LUVKUSH NAGAR
AUTO - 3	4	INDRANAGAR SECTOR 13	1030	5,150	2472	6am TO 11am	LUVKUSH NAGAR
AUTO - 4	5	INDRANAGAR SECTOR 15	1069	5,345	2566	6am TO 11am	LUVKUSH NAGAR
AUTO - 5	6	INDRANAGAR C BLOCK	975	4,875	2340	6am TO 11am	LUVKUSH NAGAR
MANUAL RICKSHAW-1	7	TIKAPURWA	208	1,040	499	6am TO 11am	LUVKUSH NAGAR
MANUAL RICKSHAW-2	8	MUNSIPURWA	200	1,000	480	6am TO 11am	LUVKUSH NAGAR
TOTAL			5590	27,950	13		





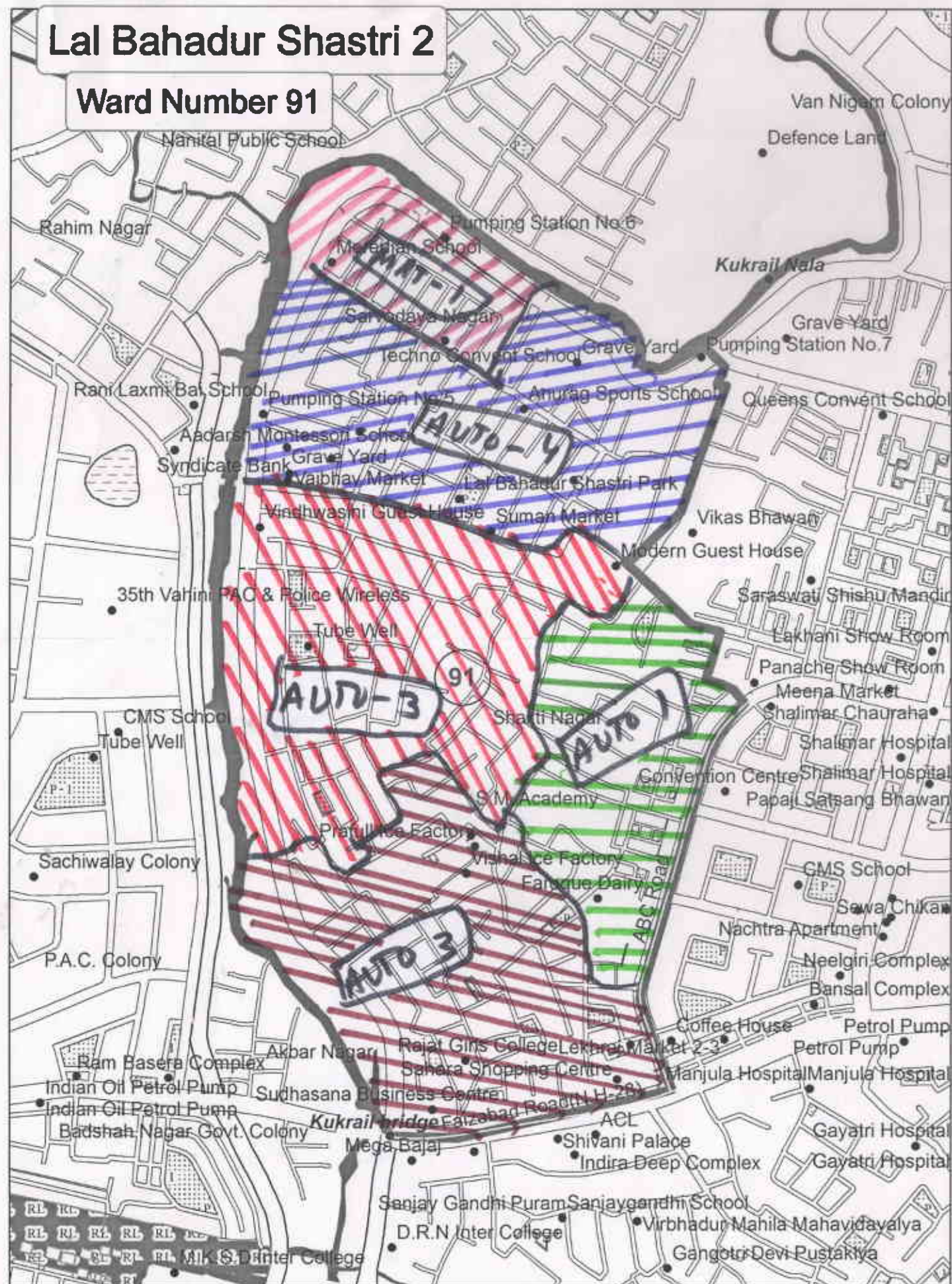


ZONE	7		WARD	LAL BAHADUR SHASTRI 2ND			WARD No.- 58
VEHICLE TYPE	S.No.	AREA	NO'S OF HOUSES HOLD	POPULATION	Est. Qty. OF WASTE ( M.T. )	TIMING	TRANSFER STATION / PCTS
AUTO - 1	1	A BLOCK SACHIWALAY COLONY	1009	5,045	2422	6am TO 11am	LUVKUSH NAGAR
	2	AMRAWATI COLONY					
	3	KURMANCHAL NAGAR					
AUTO - 2	4	MANAS VIHAR	1013	5,065	2431	6am TO 11am	LUVKUSH NAGAR
	5	GHOSIPURVA					
	6	A - BLOCK					
AUTO - 3	7	SHAKTI NAGAR	970	4,850	2328	6am TO 11am	LUVKUSH NAGAR
AUTO - 4	8	SHAKTI NAGAR	955	4,775	2292	6am TO 11am	LUVKUSH NAGAR
	9	SARVODAY NAGAR					
MANUAL RICKSHAW - 1	10	LIBARTY COLONY	265	1,325	636	6am TO 11am	LUVKUSH NAGAR
TOTAL			4212	21060	10		



# Lal Bahadur Shastri 2

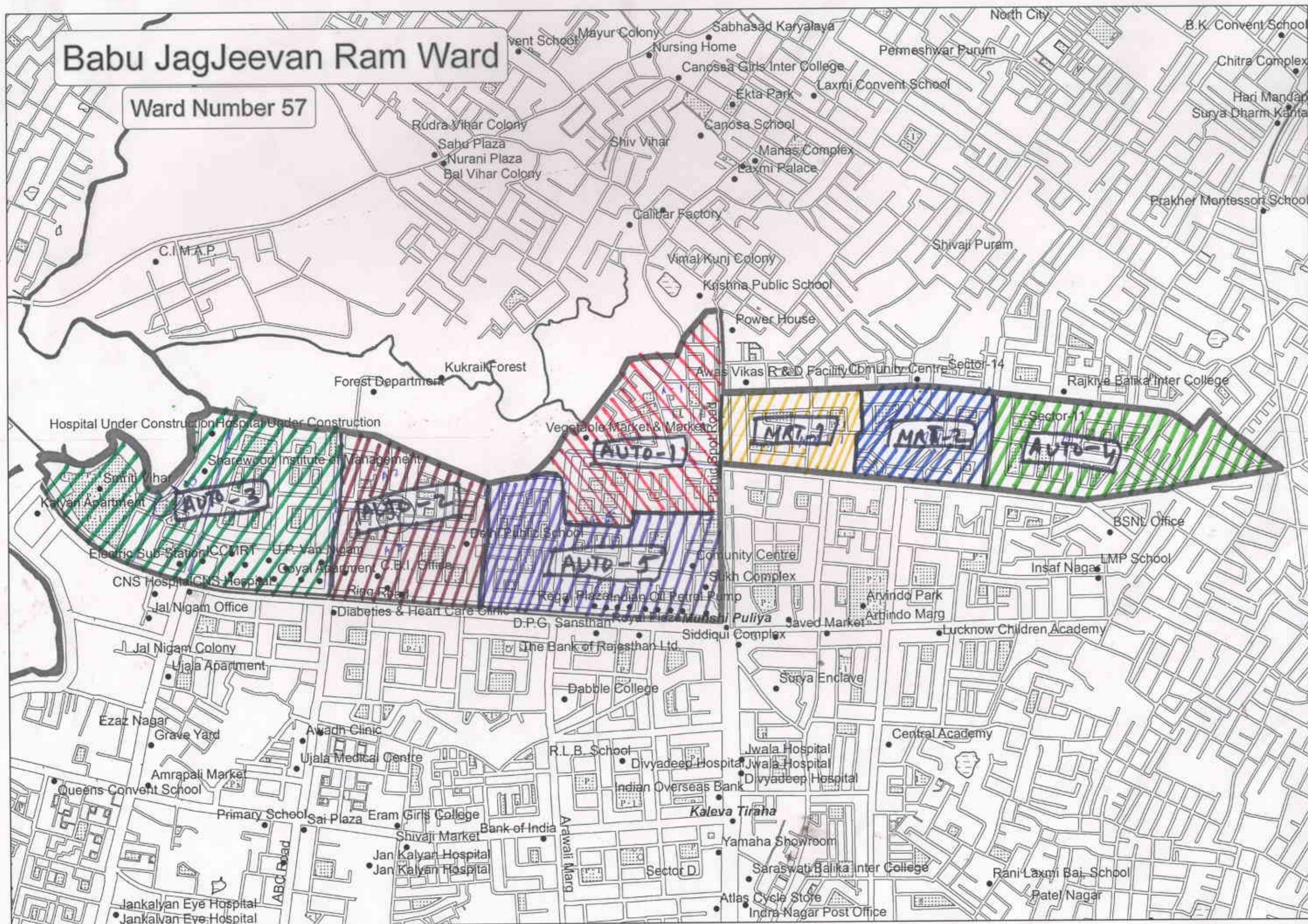
## Ward Number 91





ZONE	7		WARD NAME	BABU JAGJEEVAN RAM			WARD No. - 57
VEHICLE TYPE	S.No.	AREA	NO'S OF HOUSES HOLD	POPULATION	Est. Qty. OF WASTE ( M.T. )	TIMING	TRANSFER STATION / PCTS
AUTO - 1	1	INDRANAGAR SECTOR 17	1122	5,610	2693	6am TO 11am	KHALIFA SECTOR - 14
AUTO - 2	2	INDRANAGAR SECTOR 19	1089	5,445	2614	6am TO 11am	KHALIFA SECTOR - 14
	3	INDRANAGAR SECTOR 19 C.B.I COLONY					
AUTO - 3	4	INDRANAGAR SEC 21	1065	5,325	2556	6am TO 11am	KHALIFA SECTOR - 14
	5	INDRANAGAR SEC 25					
	6	NARAYAN NAGAR					
	7	SANSKAR VATIKA					
AUTO - 4	8	INDRANAGAR SECTOR 11 SHIV MANDIR	1096	5,480	2630	6am TO 11am	KHALIFA SECTOR - 14
	9	INDRANAGAR SECTOR 11 VIRASAT PARK					
	10	AWANTIPURAM GAON					
AUTO - 5	11	INDRANAGAR SECTOR 16 KALYAN MANDAP	1089	5,445	2614	6am TO 11am	KHALIFA SECTOR - 14
	12	VASUNDHRA COMPLEX					
	13	VASUNDRA ENCLAVE					
MANUAL RICKSHAW - 1	14	SEC 14 INDRANAGAR RLB SCHOOL	314	1,570	754	6am TO 11am	KHALIFA SECTOR - 14
MANUAL RICKSHAW - 2	15	SEC 14 INDRANAGAR KRISHNA ELECTRONICS	318	1,590	763	6am TO 11am	KHALIFA SECTOR - 14
TOTAL			6093	30,465	15		





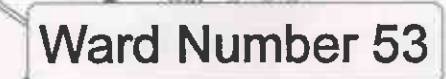


ZONE	7		WARD	ISMILEGANJ - 2			WARD No.-53
VEHICLE TYPE	S.No.	AREA	NO'S OF HOUSES HOLD	POPULATION	Est. Qty. OF WASTE ( M.T. )	TIMING	TRANSFER STATION / PCTS
AUTO - 1	1	HARIHAR NAGAR	945	4,725	2268	6am TO 11am	T.S GWARI
AUTO - 2	2	ISMILEGANG GAON	985	4,925	2364	6am TO 11am	T.S GWARI
AUTO - 3	3	AJAY NAGAR	955	4,775	2292	6am TO 11am	T.S GWARI
	4	MULAYAM NAGAR					
	5	GYAN VIHAR					
	6	PREETI NAGAR					
AUTO - 4	7	KAMTA	893	4,465	2143	6am TO 11am	T.S GWARI
	8	ADARSH NAGAR				6am TO 11am	
AUTO - 5	9	GOVIND VIHAR	965	4,825	2316	6am TO 11am	T.S GWARI
	10	SHIV PURI					
	11	SHANATAN NAGAR					
AUTO - 6	12	HASAN GARDEN	1055	5,275	2532	6am TO 11am	T.S GWARI
	13	GULZAR COLONY					
AUTO - 7	14	SURENDRA NAGAR	1034	5,170	2482	6am TO 11am	T.S GWARI
	15	VIMAL NAGAR				6am TO 11am	
AUTO - 8	16	SWANPLOK COLONY	1006	5,030	2414	6am TO 11am	T.S GWARI
	17	RAJEEV NAGAR KAMTA				6am TO 11am	
MANUAL RICKSHAW -1	18	VASUDEV NAGAR	210	1,050	504	6am TO 11am	T.S GWARI



MANUAL RICKSHAW -2	19	ASHOK VIHAR	250	1,250	600	6am TO 11am	T.S GWARI
MANUAL RICKSHAW - 3	20	GHAMAR KUNJ	216	1,080	518	6am TO 11am	T.S GWARI
	21	MANGAL PURI				6am TO 11am	
TOTAL			8514	42570	20		

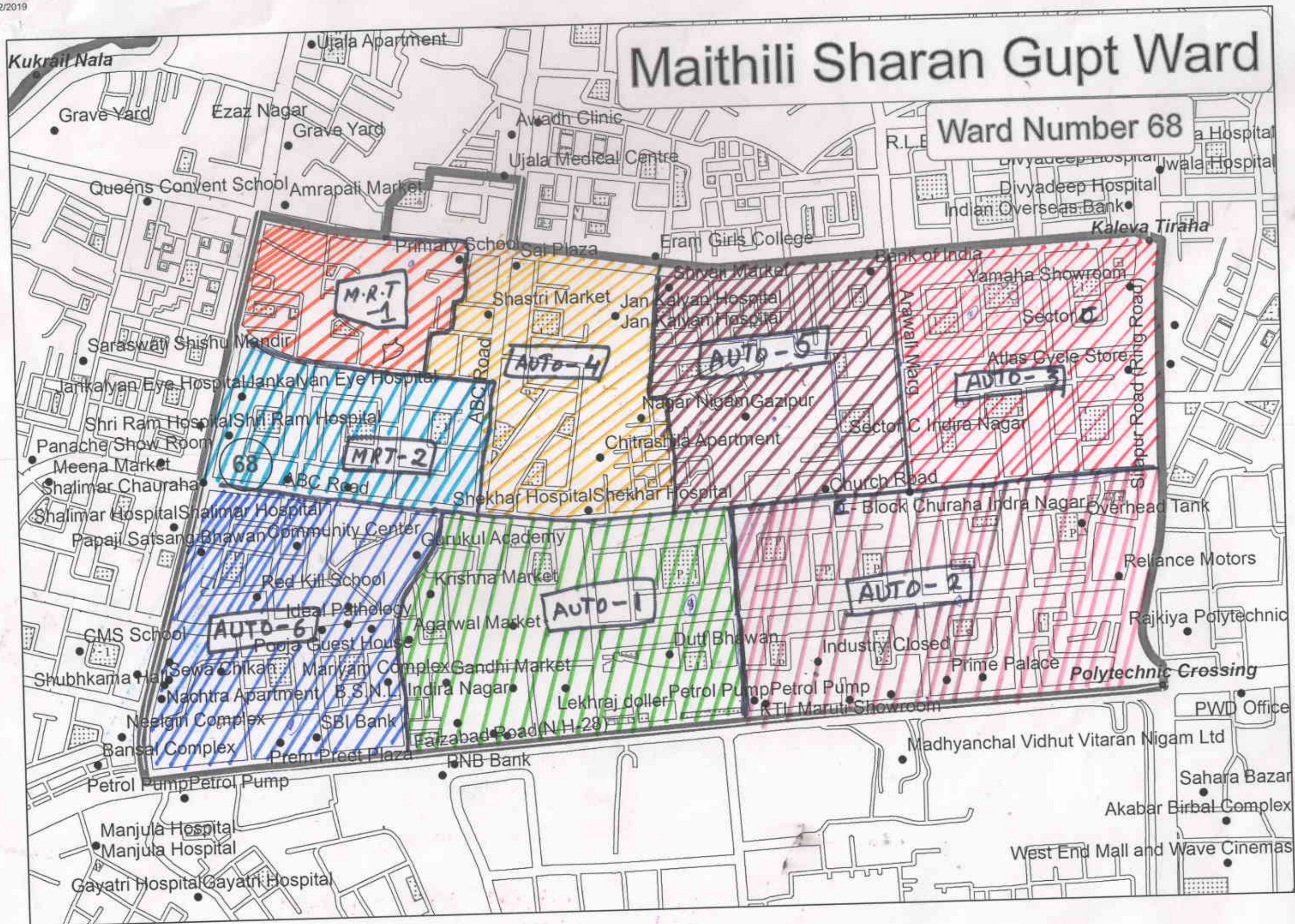






ZONE	7		WARD	MAITHLI SARAN GUPT			WARD No.- 68
VEHICLE TYPE	S.No.	AREA	NO'S OF HOUSES HOLD	POPULATION	Est. Qty. OF WASTE ( M.T. )	TIMING	TRANSFER STATION / PCTS
AUTO - 1	1	B - BLOCK INDIRA NAGAR	1055	5,275	2532	6am TO 11am	LUVKUSH NAGAR
AUTO - 2	2	B - BLOCK INDIRA NAGAR	1058	5,290	2539	6am TO 11am	LUVKUSH NAGAR
AUTO - 3	3	C - BLOCK INDIRA NAGAR ODD NUMBER	1065	5,325	2556	6am TO 11am	LUVKUSH NAGAR
AUTO - 4	4	GAZIPUR GAON	1030	5,150	2472	6am TO 11am	LUVKUSH NAGAR
AUTO - 5	5	C - BLOCK INDIRA NAGAR	1044	5,220	2506	6am TO 11am	LUVKUSH NAGAR
AUTO - 6	6	A- BLOCK INDIRA NAGAR EVEN NUMBER	1055	5,275	2532	6am TO 11am	LUVKUSH NAGAR
MANUAL RICKSHAW - 1	7	A- BLOCK INDIRA NAGAR EVEN NUMBER	320	1,600	768	6am TO 11am	LUVKUSH NAGAR
MANUAL RICKSHAW - 2	8	BASTOLI GAON	315	1,575	756	6am TO 11am	LUVKUSH NAGAR
TOTAL			6942	34,710	17		







ZONE	7		WARD	INDIRA PRIYADARASHNI			WARD No.-26
VEHICLE TYPE	S.No.	AREA	NO'S OF HOUSES HOLD	POPULATION	Est. Qty. OF WASTE ( M.T. )	TIMING	TRANSFER STATION / PCTS
AUTO - 1	1	SECTOR - 11	1055	5,275	2532	6am TO 11am	KHALIFA SECTOR - 14
AUTO - 2	2	SECTOR - 14	990	4,950	2376	6am TO 11am	KHALIFA SECTOR - 14
	3	MAUYAR VIHAR					
AUTO - 3	4	MANAS ENCLAVE	1095	5,475	2628	6am TO 11am	KHALIFA SECTOR - 14
	5	MANAS CITY					
	6	MANAS VIHAR					
AUTO - 4	7	CHANDAN	940	4,700	2256	6am TO 11am	KHALIFA SECTOR - 14.
	8	CHANDNAN VIHAR					
	9	FAREEDI NAGAR					
	10	CHINDRIKA PURI					
	11	RAINBOW CITY					
	12	NIZAMIDDUN PUR					
	13	RAJEEV NAGAR					
AUTO - 5	14	SUGAMUA	1088	5,440	2611	6am TO 11am	KHALIFA SECTOR - 14.
	15	JARARA					
	16	JAI VIHAR					
	17	SWAROOP VIHAR					
	18	VIMAL KUNJ					
	19	THAKUR VIHAR					



AUTO - 6	20	BASANT VIHAR	1025	5,125	2460	6am TO 11am	KHALIFA SECTOR - 14.
	21	BASANT KUNJ					
	22	BAL VIHAR					
	23	APURVA VIHAR					
	24	CHATENA VIHAR					
	25	AWADH KUNJ					
MANUAL RICKSHAW - 1	26	KHADAKPUR	220	1,100	528	6am TO 11am	KHALIFA SECTOR - 14
MANUAL RICKSHAW - 2	27	PANDIT PUVRVA	220	1,100	528	6am TO 11am	KHALIFA SECTOR - 14
TOTAL			6633	33,165	16		

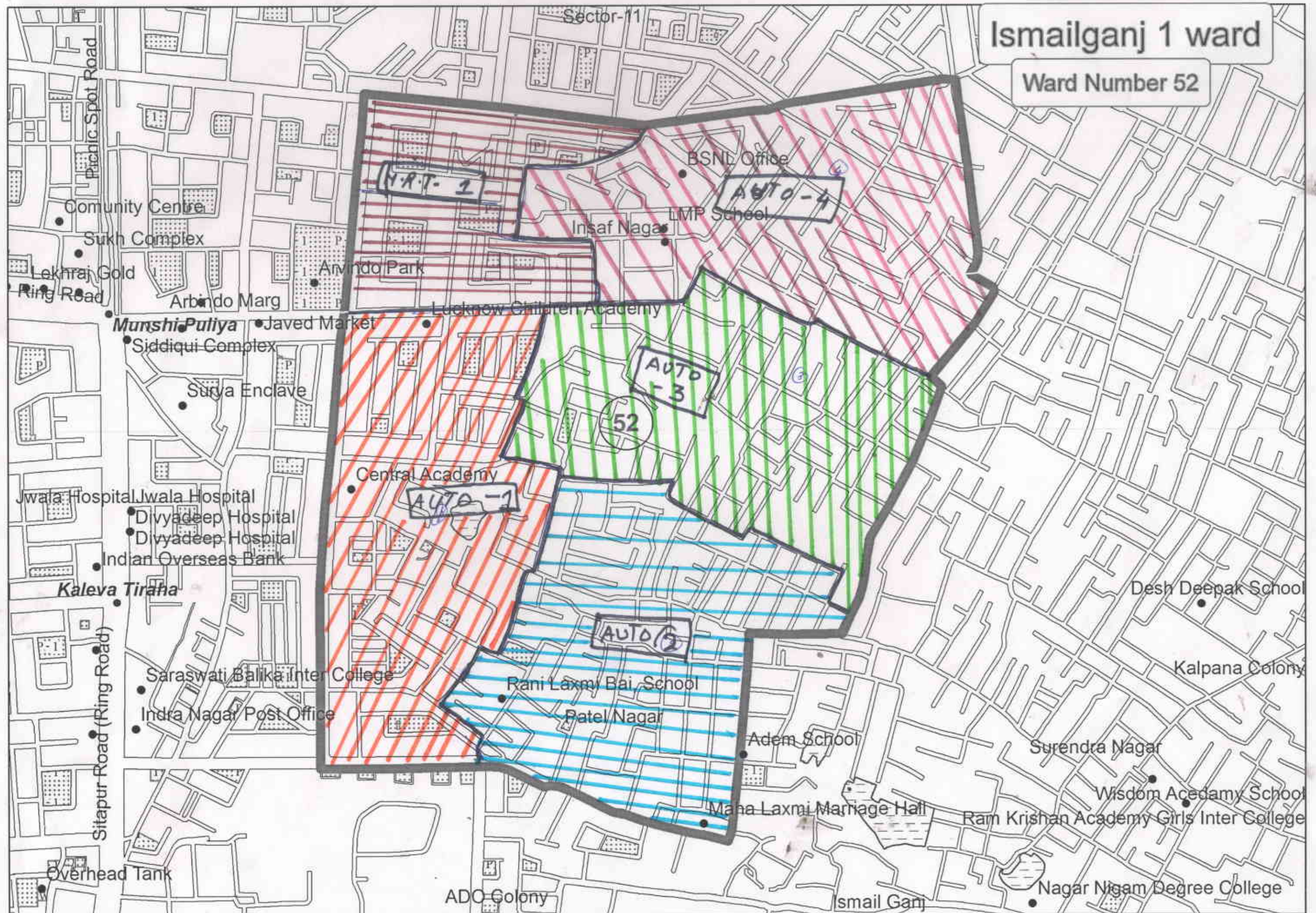






ZONE	7		WARD	ISMILEGANJ - 1			WARD No.-52
VEHICLE TYPE	S.No.	AREA	NO'S OF HOUSES HOLD	POPULATION	Est. Qty. OF WASTE ( M.T. )	TIMING	TRANSFER STATION / PCTS
AUTO - 1	1	SECTOR - 9	1077	5,385	2585	6am TO 11am	KHALIFA SECTOR - 14
AUTO - 2	2	PATEL NAGAR 1, 2 3	1045	5,225	2508	6am TO 11am	KHALIFA SECTOR - 14
	3	PATEL NAGAR ANSHIK					
	4	DEV NAGAR					
	5	DEEPAK NAGAR					
AUTO - 3	6	SECTOR - 10	1020	5,100	2448	6am TO 11am	KHALIFA SECTOR - 14
	7	PANI GOAN					
AUTO - 4	8	RAJEEV NAGAR	1022	5,110	2453	6am TO 11am	KHALIFA SECTOR - 14
	9	INSAF NAGAR					
	10	AHSAN NAGAR					
	11	DAYAL ENCLAVE					
	12	ISMILE GANJ GOAN					
	13	VAISHALI ENCLAVE					
MANUAL RICKSHAW - 1	14	LOHIYA VIHAR	320	1,600	768	6am TO 11am	KHALIFA SECTOR - 14
	15	GAYATRI NAGAR					
TOTAL			4484	22,420	11		

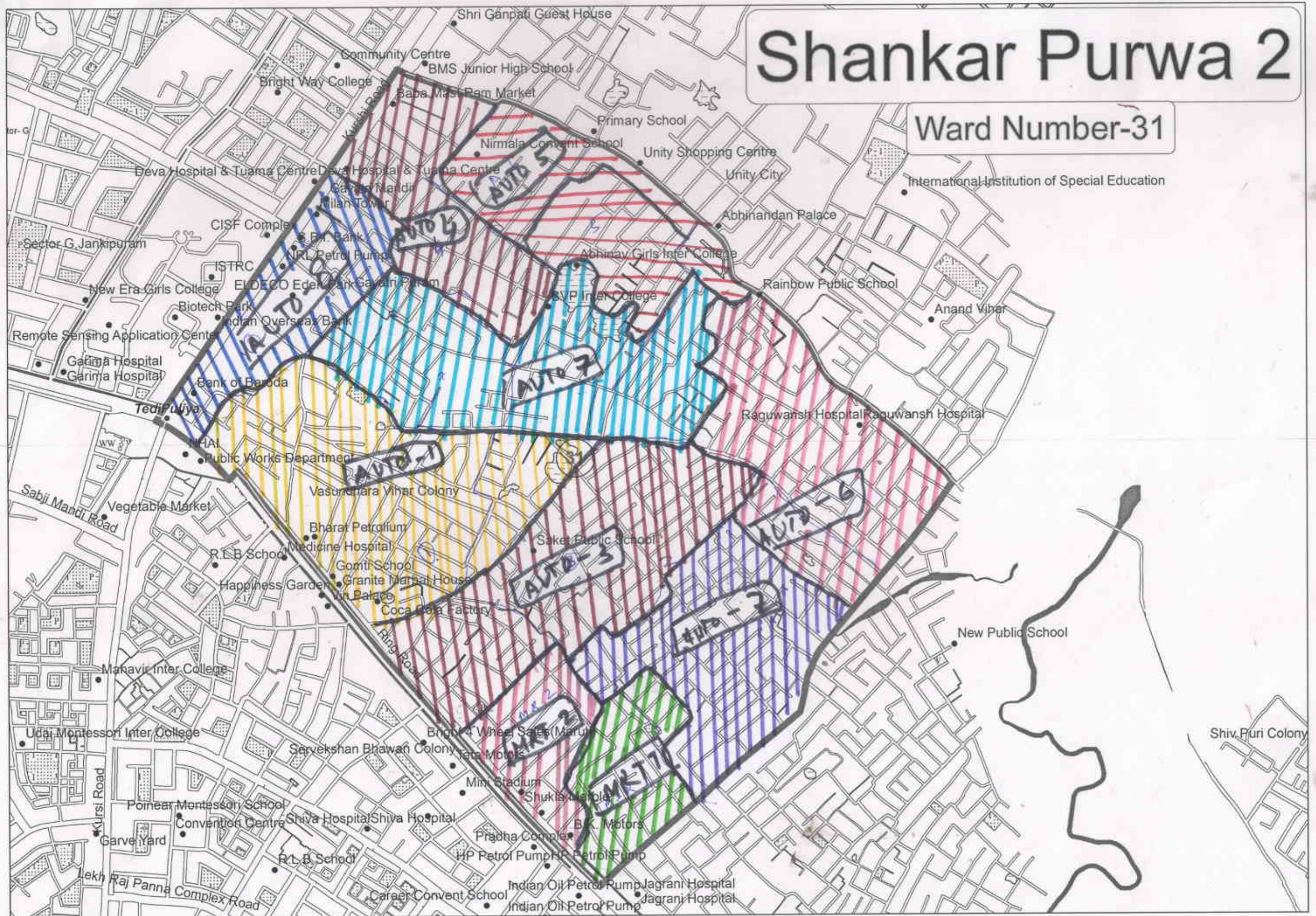






ZONE	7		WARD	SHANKAR PURVA - 2			WARD No.-31
VEHICLE TYPE	S.No.	AREA	NO'S OF HOUSES HOLD	POPULATION	Est. Qty. OF WASTE ( M.T. )	TIMING	TRANSFER STATION / PCTS
AUTO - 1	1	ADIL NAGAR	945	4,725	2268	6am TO 11am	RAHEEM NAGAR PCTS
AUTO - 2	2	ALKAPURI	985	4,925	2364	6am TO 11am	RAHEEM NAGAR PCTS
	3	BAHADUR PUR					
	4	ADIL NAGAR ENCLAVE					
AUTO - 3	5	GANNA KA PURVA	992	4,960	2381	6am TO 11am	RAHEEM NAGAR PCTS
AUTO - 4	6	GYATRI PURAM	980	4,900	2352	6am TO 11am	RAHEEM NAGAR PCTS
	7	AHILYA BAI NAGARSIMIT NAGAR					
AUTO - 5	8	PRAGTI VIHAR	966	4,830	2318	6am TO 11am	RAHEEM NAGAR PCTS
AUTO - 6	9	MOHAMMADHPUR	950	4,750	2280		RAHEEM NAGAR PCTS
AUTO - 7	10	KANHAIYA NAGAR	985	4,925	2364	6am TO 11am	RAHEEM NAGAR PCTS
	11	ELDCO EDEN PARK					
AUTO - 8	12	KURSI ROAD	900	4,500	2160	6am TO 11am	RAHEEM NAGAR PCTS
	13	THERIPULLYA					
MANUAL RICKSHAW - 1	14	ADIL NAGAR	218	1,090	523	6am TO 11am	RAHEEM NAGAR PCTS
MANUAL RICKSHAWA - 2	15	ABRAR NAGAR	211	1,055	506	6am TO 11am	RAHEEM NAGAR PCTS
MANUAL RICKSHAW - 3	16	ADIL NAGAR	225	1,125	540	6am TO 11am	RAHEEM NAGAR PCTS
TOTAL			8357	41,785	20		

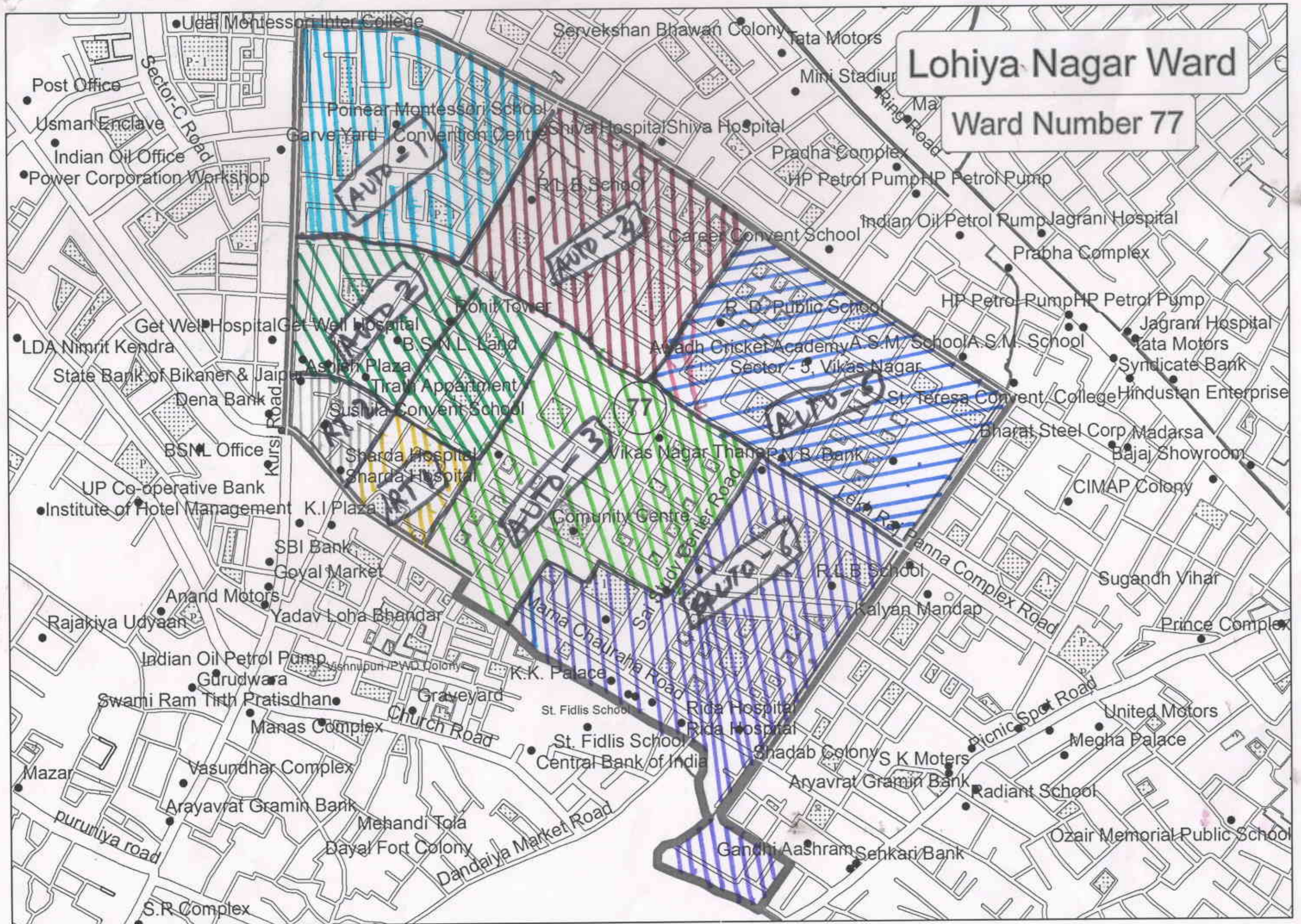






ZONE	7		WARD NAME	LOHIYA NAGAR			WARD No. - 77
VEHICLE TYPE	S.No.	AREA	NO'S OF HOUSES HOLD	POPULATION	Est. Qty. OF WASTE ( M.T. )	TIMING	TRANSFER STATION / PCTS
AUTO - 1	1	VIKAS NAGAR SECTOR - 1	986	4,930	2366	6am TO 11am	VISHNUPURI
AUTO - 2	2	VIKAS NAGAR SECTOR - 2	985	4,925	2364	6am TO 11am	VISHNUPURI
AUTO - 3	3	VIKAS NAGAR SECTOR - 3	975	4,875	2340	6am TO 11am	VISHNUPURI
AUTO - 4	4	VIKAS NAGAR SECTOR - 4	969	4,845	2326	6am TO 11am	VISHNUPURI
AUTO - 5	5	VIKAS NAGAR SECTOR - 5	990	4,950	2376	6am TO 11am	VISHNUPURI
AUTO - 6	6	VIKAS NAGAR SECTOR - 6	674	3,370	1618	6am TO 11am	VISHNUPURI
MANUAL RICKSHAW - 1	7	LEKRAJ PANNA	229	1,145	550	6am TO 11am	VISHNUPURI
MANUAL RICKSHAW - 2	8	KAHINNIYA PURVA	216	1,080	518	6am TO 11am	VISHNUPURI
TOTAL			6024	30,120	14		







ZONE	7		WARD	SHAHID BAGHAT SINGH			WARD No.-7
VEHICLE TYPE	S.No.	AREA	NO'S OF HOUSES HOLD	POPULATION	Est. Qty. OF WASTE ( M.T. )	TIMING	TRANSFER STATION / PCTS
AUTO - 1	1	AMRAHI GAON	1025	5,125	2460	6am TO 11am	T.S GWARI
	2	ADARSH COLONY					
	3	BADSHAH KHERA					
	4	RAMDEEN PURVA					
	5	SURYA CITY					
AUTO - 2	6	SHANTI NAGAR	1015	5,075	2436	6am TO 11am	T.S GWARI
	7	SHARMA CITY					
	8	SEETAL RESIDANCE					
	9	TAKROHI					
	10	SHIV NAGAR					
AUTO - 3	11	ASHUTOSH NAGAR	1065	5,325	3	6am TO 11am	T.S GWARI
	12	BASANT VIHAR					
	13	BUDDH VIHAR					
	14	DUDA COLONY					
AUTO - 4	15	DEEN DAYAL PURAM	1090	5,450	2616	6am TO 11am	T.S GWARI
	16	GANGA SARASWATI VIHAR					
	17	GEET VIHAR					
	18	GHAZI NAGAR					
	19	GOMTI VIHAR					



	20	JAI NAGAR					
AUTO - 5	21	KANTI PURAM	1090	5,450	2616	6am TO 11am	T.S GWARI
	22	KOMAL CITY					
	23	KRISHAN VIHAR					
	24	PRAGITI NAGAR					
	25	RADHIKA PURI					
	26	RADHA PURVA					
	27	SANT PURAM					
MANUAL RICKSHAW - 1	28	TAKROHI MARKET	295	1,475	708	6am TO 11am	T.S GWARI
MANUAL RICKSHAW - 2	29	MAHA MAYA NAGAR	312	1,560	749	6am TO 11am	T.S GWARI
TOTAL			5892	29,460	12		







ZONE	7		WARD	SHANKARPURWA 1ST			WARD No.-85
VEHICLE TYPE	S.No.	AREA	NO'S OF HOUSES HOLD	POPULATION	Est. Qty. OF WASTE ( M.T. )	TIMING	TRANSFER STATION / PCTS
AUTO - 1	1	RAJEEV NAGAR	1070	5,350	2568	6am TO 11am	VISHNUPURI
AUTO - 2	2	KALYANPUR	1045	5,225	2508	6am TO 11am	VISHNUPURI
AUTO - 3	3	SHIVANI VIHAR	1042	5,210	2501	6am TO 11am	VISHNUPURI
AUTO - 4	4	ABRAR NAGAR	1075	5,375	2580	6am TO 11am	VISHNUPURI
	5	GANDHI NAGAR					
	6	NEHRU VIHAR					
AUTO - 5	7	SHIVPURI	992	4,960	2381	6am TO 11am	VISHNUPURI
	8	SUBHASH NAGAR					
	9	KESHAV VIHAR					
	10	MAYUR VIHAR					
AUTO - 6	11	BAHDURPUR	1036	5,180	2486	6am TO 11am	VISHNUPURI
	12	BAHDURPUR UNITY CITY					
AUTO - 7	13	PHOOLBAGH COLONY	1039	5,195	2494	6am TO 11am	VISHNUPURI
	14	GAURABAGH					
	15	JHERAPUR					
MANUAL RICKSHAW - 1	16	MOHAMMAD PUR	310	1,550	744	6am TO 11am	VISHNUPURI
MANUAL RICKSHAW - 2	17	KAMALA NEHRU MARG	291	1,455	698	6am TO 11am	VISHNUPURI
MANUAL RICKSHAW - 3	18	ATROLI	310	1,550	744	6am TO 11am	VISHNUPURI

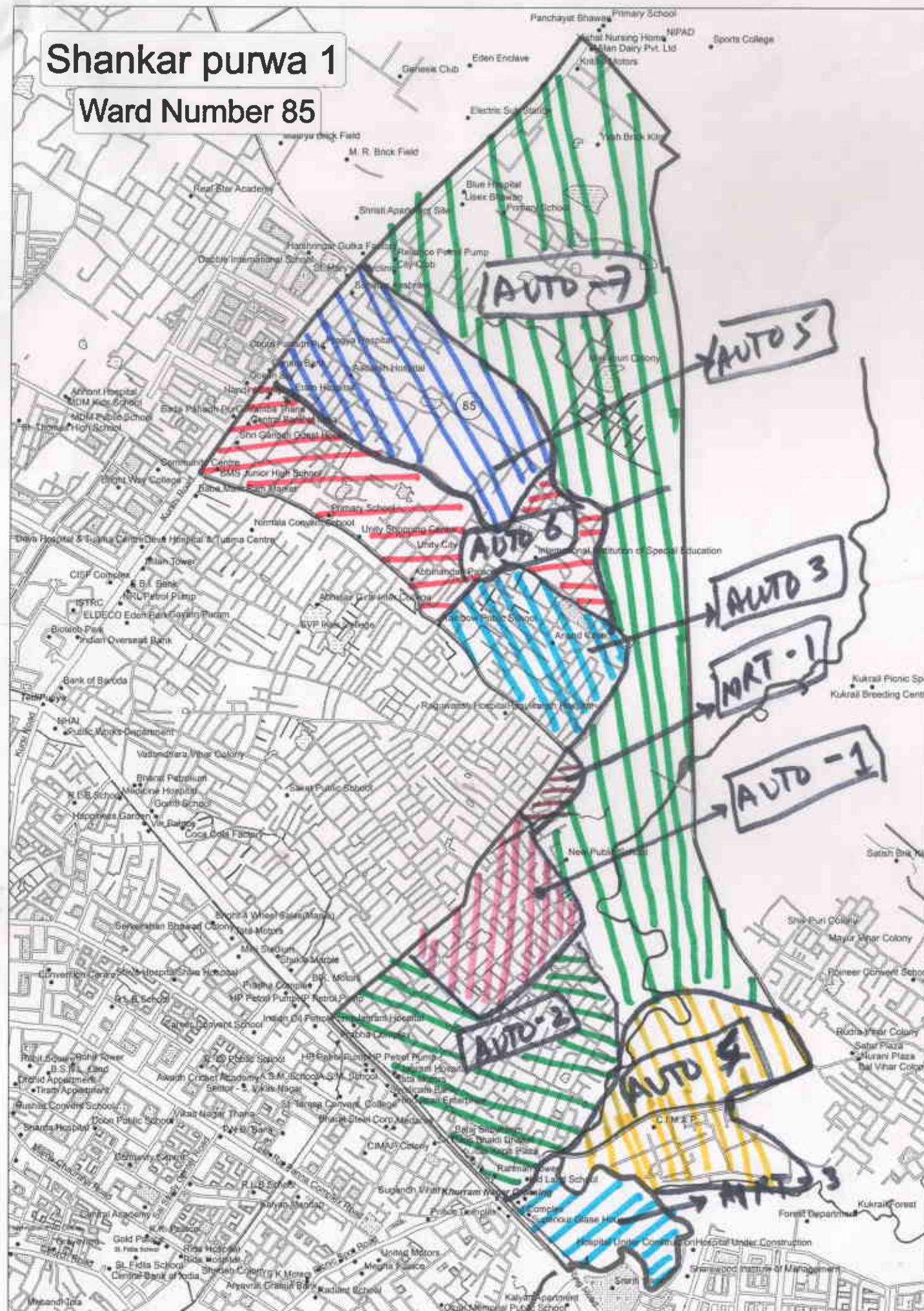


TOTAL	8210	41,050	20	
-------	------	--------	----	--



# Shankar purwa 1

## Ward Number 85





**LKO Zone VIII - ID 11334**

S.no	Ward no	Ward Name	Ward ID	HH	Est Populati on	Est Qty of waste	No of Auto tippers Required	No of Rickshaws req
1	30	Kharika 2 Ward	11440	3719	18595	9	3	1
2	50	Kharika 1	11442	3100	15500	8	3	1
3	6	Sharda Nagar Ward 1	11436	6300	31500	16	6	2
4	5	Ibrahimpur Ward 1	11435	6000	30000	15	5	2
5	64	Vidyawati 3	11398	4940	24700	12	4	2
6	38	Vidyawati 2	11372	6691	33455	17	5	6
7	28	Hind Nagar Ward	11362	5364	26820	13	5	2
8	12	Sharda Nagar Ward 2	11437	6253	31265	16	6	2
9	56	Vidyawati 1	11390	5200	26000	13	5	2
10	2	Raja Bijli Pasi 2 Ward	11434	6374	31870	16	5	5
11	3	Raja Bijli Pasi 1 Ward	11337	5267	26335	13	5	2
12	14	Ibrahimpur Ward 2	11439	5974	29870	15	5	4
				<b>65182</b>	<b>325910</b>	<b>163</b>	<b>56</b>	<b>30</b>



S.No	Ward no	Ward Name	No of HH	Total Population	Waste generation @500 gms per head in MT	Tipping Autos	Rickshaw
1	30	Kharika 2 Ward	3719	18595	9.3	3	1

Auto I	S.no	Area	No of house holds	Population	Waste	Timing	Transfer station
	1	Sector-5A	1197	5985	2.9925	6am to 11am	South City
	2	Sector-5B					
	3	Sector-5C					
	4	Sector-5D					
	5	Vrindavan yojna					

Auto II	S.no	Area	No of house holds	Population	Waste	Timing	Transfer station
	1	Sector-6A	1123	5615	2.9925	6am to 11am	South City
	2	Sector-6B					
	3	Sector-6C					

Auto III	S.no	Area	No of house holds	Population	Waste	Timing	Transfer station
	1	Swaroop Nagar	1158	5790	2.895	6am to 11am	South City
	2	Sector-5E					

Rickshaw-I	S.no	Area	No of house holds	Population	Waste	Timing	Transfer station
	1	launga Khera	241	1205	0.6025	6am to 11am	South City







S.No	Ward no	Ward Name	No of HH	Total Population	Waste generation @500 gms per head in MT	Tipping Autos	Rickshaw
1	50	Kharika 1	3100	15500	7.8	3	1

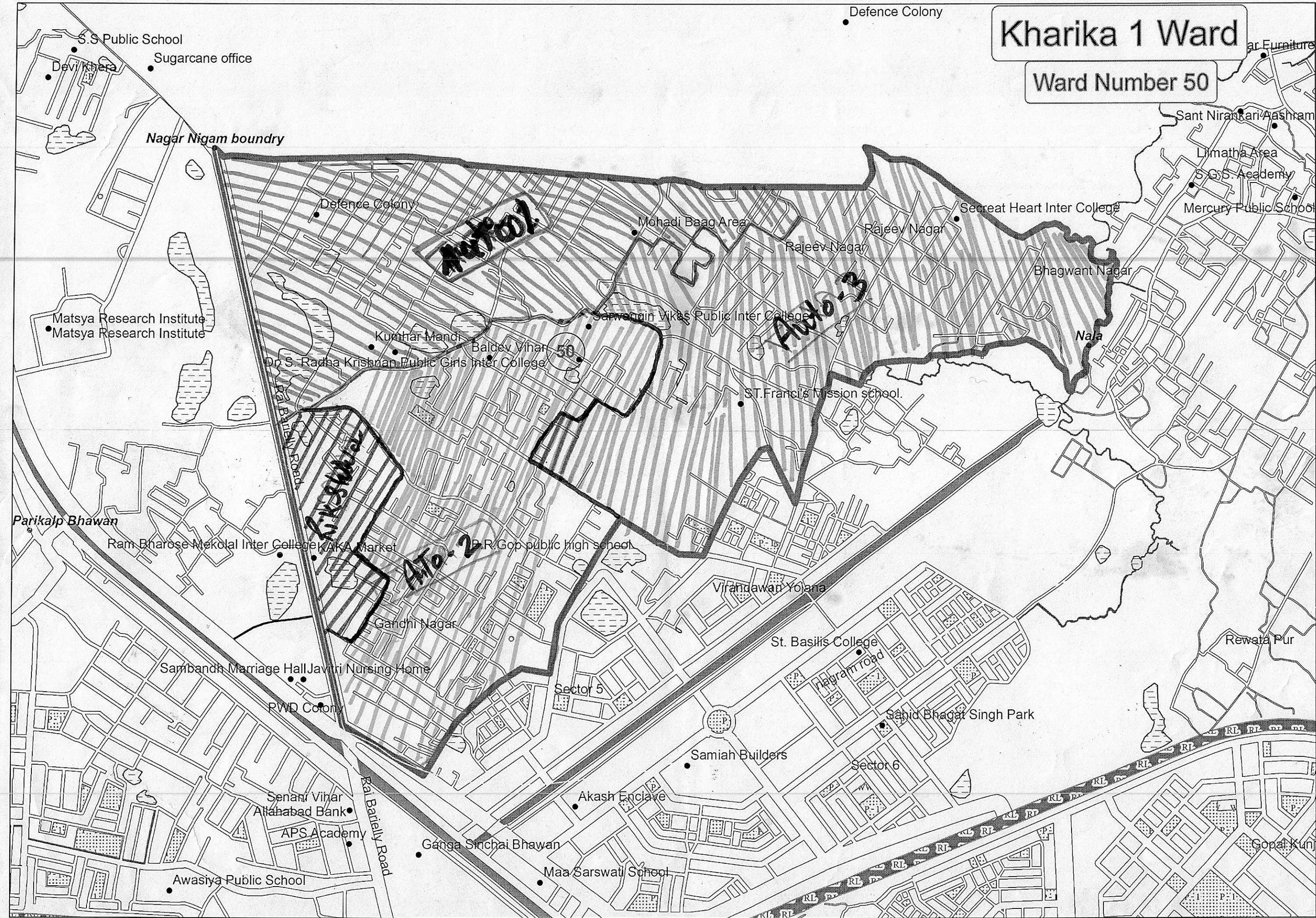
Auto I	S.no	Area	No of house holds	Population	Waste	Timing	Transfer station
	1	Defence Colony	847	4235	2.1175	6am to 11 am	South city
	2	Mohari Bagh					
	3	Kumhar Mandi					

Auto II	S.no	Area	No of house holds	Population	Waste	Timing	Transfer station
	1	Rathindra nagar	1117	5585	2.7925	6am to 11 am	South city
	2	Gandhi Nagar					
	3	Baldev Vihar					

Auto III	S.no	Area	No of house holds	Population	Waste	Timing	Transfer station
	1	Rajeev Nagar	867	4335	2.1675	6am to 11 am	South city
	2	Ghosiyana					

Rickshaw-I	S.no	Area	No of house holds	Population	Waste	Timing	Transfer station
	1	Nepalganj	269			6am to 11 am	South city







S.No	Ward no	Ward Name	No of HH	Total Population	Waste generation @500 gms per head in MT	Tipping Autos	Rickshaw
1	6	Sharda Nagar Ward 1	6300	31500	15.8	6	2

Auto I	S.no	Area	No of house holds	Population	Waste MT	Timing	Transfer station
		ruchi khand 1st	1145	5725	2.8625	6 am to 11 am	Sabhagar

Auto II	S.no	Area	No of house holds	Population	Waste MT	Timing	Transfer station
		Rashmi khand 1st	987	4935	2.4675	6 am to 11 am	Sabhagar

Auto III	S.no	Area	No of house holds	Population	Waste MT	Timing	Transfer station
		Eldeco 1st	1115	5575	2.7875	6 am to 11 am	Sabhagar
		Ravi khand					

Auto IV	S.no	Area	No of house holds	Population	Waste MT	Timing	Transfer station
		mali tola	742	3710	1.855	6 am to 11 am	Sabhagar

Auto V	S.no	Area	No of house holds	Population	Waste MT	Timing	Transfer station
		ruchi khand 1	987	4935	2.4675	6 am to 11 am	Sabhagar

Auto VI	S.no	Area	No of house holds	Population	Waste MT	Timing	Transfer station
		Rashmi khand 2	878	4390	2.195	6 am to 11 am	Sabhagar

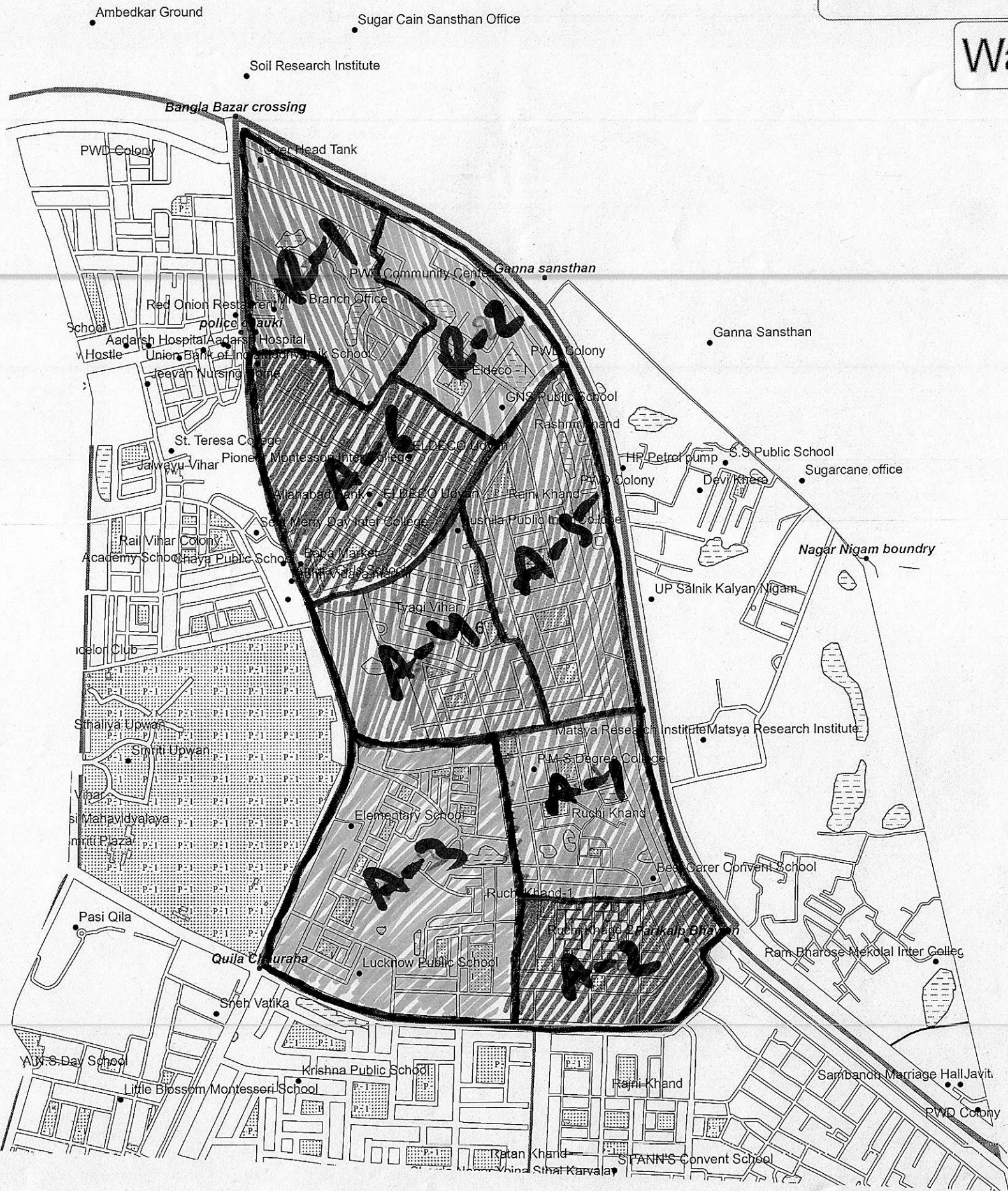
Rickshaw-I	S.no	Area	No of house holds	Population	Waste	Timing	Transfer station
	1	Bhadrukh	263	1315	0.6575	6am to 11 am	Sabhagar

Rickshaw-II	S.no	Area	No of house holds	Population	Waste	Timing	Transfer station
	1	Maurya Tola	183	915	0.4575	6am to 11 am	Sabhagar



# Sharda Nagar 1

Ward Number-06





S.No	Ward no	Ward Name	No of HH	Total Population	Waste generation @500 gms per head in MT	Tipping Autos	Rickshaw
1	5	Ibrahimpur Ward 1	6000	30000	15.0	5	2

Auto I	S.no	Area	No of house holds	Population	Waste	Timing	Transfer station
	1	Sector-7	1147	5735	2.8675	6am to 11am	South City
	2	Sector-8					

Auto II	S.no	Area	No of house holds	Population	Waste	Timing	Transfer station
	1	Durgapuri	1187	5935	2.9675	6am to 11am	South City
	2	Shakurpur					
	3	Ibrahimpur					

Auto III	S.no	Area	No of house holds	Population	Waste	Timing	Transfer station
	1	Bhagwant nagar	1085	5425	2.7125	6am to 11am	South City
	2	Naibasti					

Auto IV	S.no	Area	No of house holds	Population	Waste	Timing	Transfer station
	1	Adarsh Nagar	937	4685	2.3425	6am to 11am	South City
	2	Rewtapur					

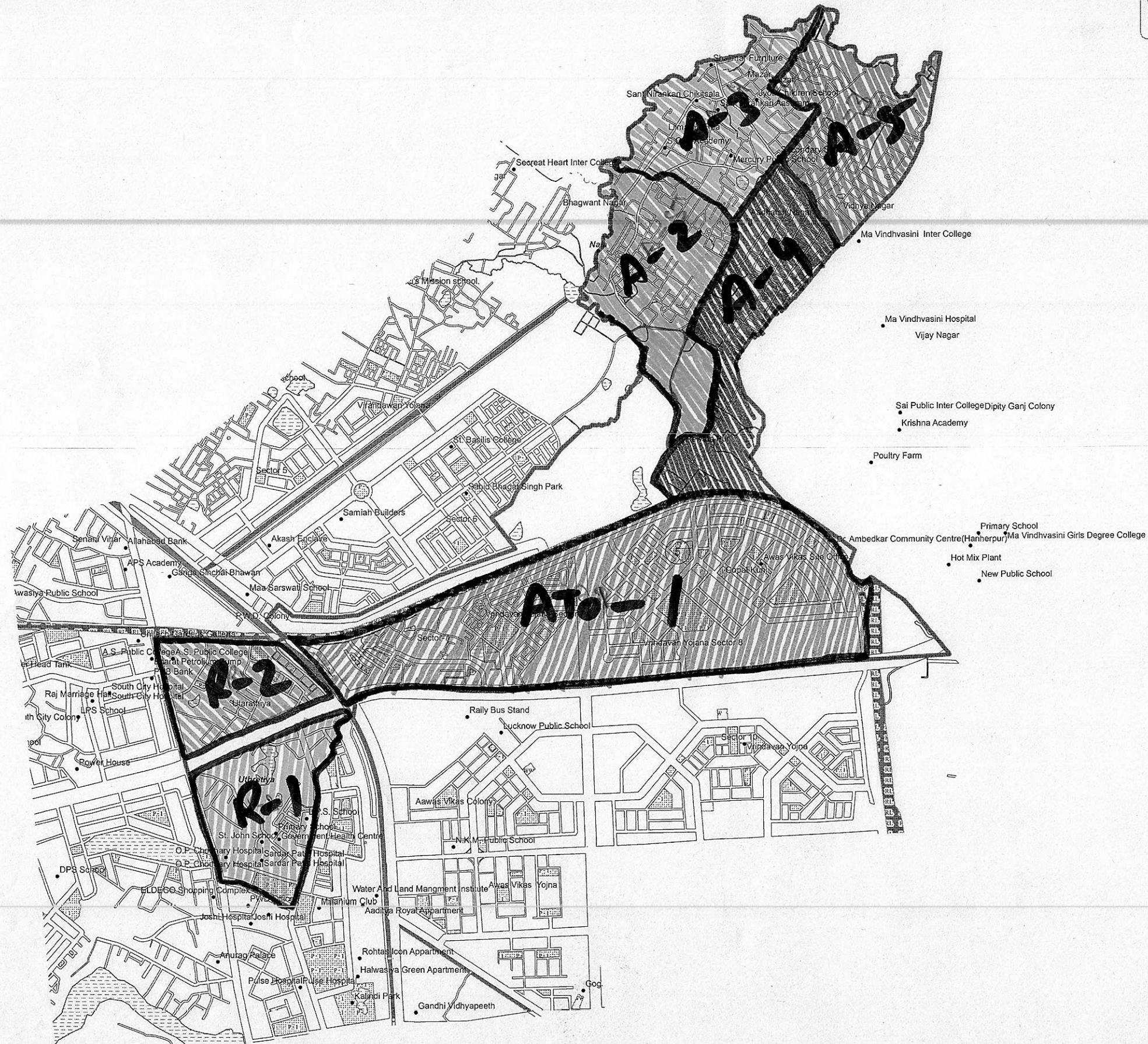
Auto V	S.no	Area	No of house holds	Population	Waste	Timing	Transfer station
	1	katahri bagh	1257	6285	3.1425	6am to 11am	South City
	2	Sharda nagar					
	3	Vidya nagar					

Rickshaw-I	S.no	Area	No of house holds	Population	Waste	Timing	Transfer station
	1	uthrathiya	229	1145	0.5725	6am to 11 am	South city

Rickshaw-I	S.no	Area	No of house holds	Population	Waste	Timing	Transfer station
	1	New defence colony	158	790	0.395	6 am to 11am	South city



## Ward Number-05





S.No	Ward no	Ward Name	No of HH	Total Population	Waste generation @500 gms per head in MT	Tipping Autos	Rickshaw
1	64	Vidyawati 3	4940	24700	12.4	4	2

Auto I	S.no	Area	No of house holds	Population	Waste	Timing	Transfer station
	1	Sector I Maharana pratap school	1187	5935	2.9675	6am to 11 am	Sabhagar
	2	PWD Colony					

Auto II	S.no	Area	No of house holds	Population	Waste	Timing	Transfer station
	1	Sector I Lucknow public school	1194	5970	2.985	6am to 11 am	Sabhagar
	2	Sector J Aashiyana					

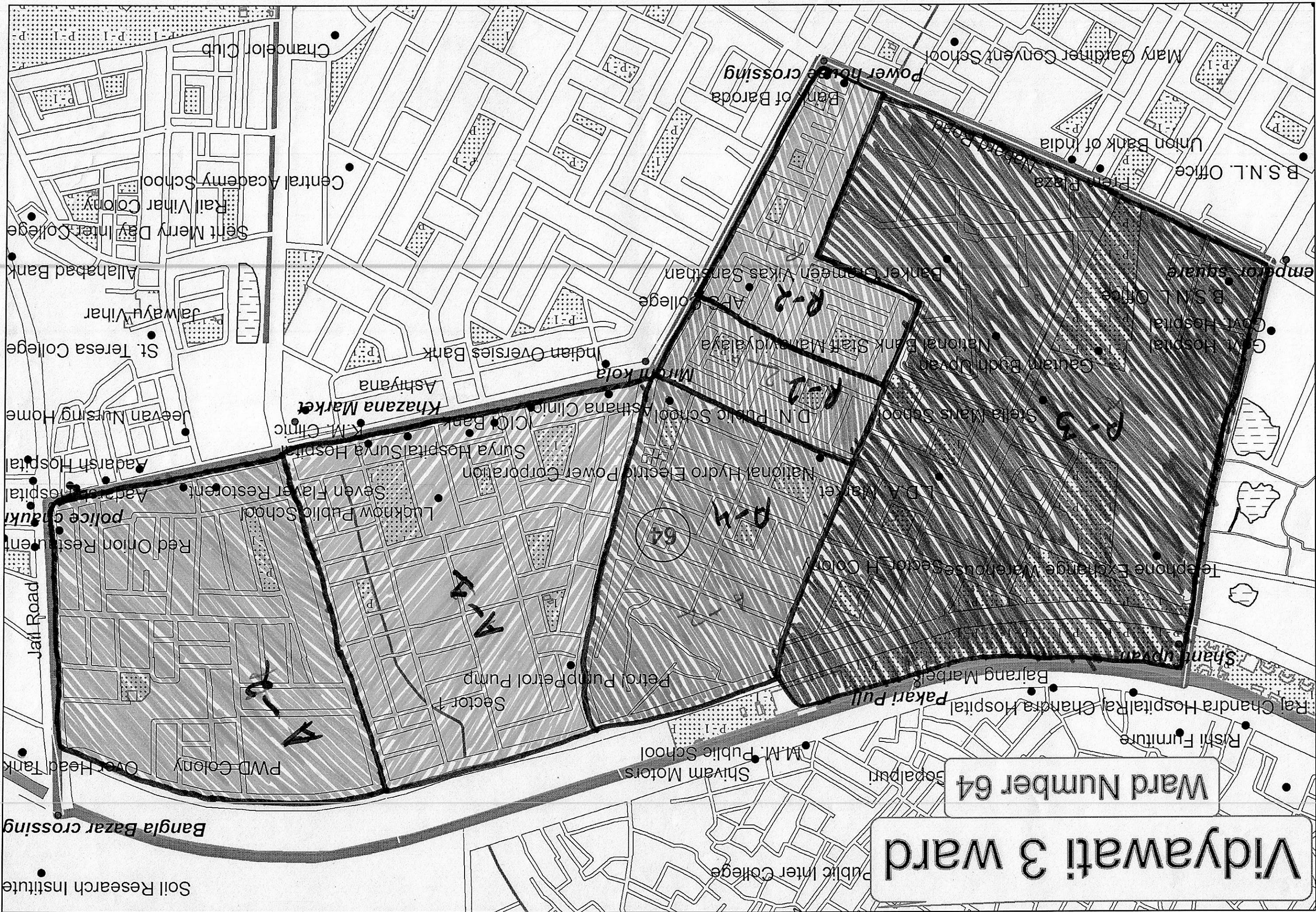
Auto III	S.no	Area	No of house holds	Population	Waste	Timing	Transfer station
	1	Sector H Sangam Vihar	1065	5325	2.6625	6am to 11 am	Sabhagar
	2	Stella Maris School					

Auto IV	S.no	Area	No of house holds	Population	Waste	Timing	Transfer station
	1	Sector H Nageshwer Temple	963	4815	2.4075	6am to 11 am	Sabhagar
	2	Sector H Opp.Pump No.6					

Rickshaw-I	S.no	Area	No of house holds	Population	Waste	Timing	Transfer station
	1	Sector - H bank of baroda	268	1340	0.67	6am to 11 am	Sabhagar

Rickshaw-I	S.no	Area	No of house holds	Population	Waste	Timing	Transfer station
	1	Sector - H Pakri Gaon	263	1315	0.6575	6am to 11 am	Sabhagar







S.No	Ward no	Ward Name	No of HH	Total Population	Waste generation @500 gms per head in MT	Tipping Autos	Rickshaw
1	38	Vidyawati 2	6691	33455	16.7	5	6

Auto I	S.no	Area	No of house holds	Population	Waste	Timing	Transfer station
	1	Sector - g trimurti Mandir	989	4945	2.4725	6am to 11 am	Sabahagar
	2	Sector - g Water tank					

Auto II	S.no	Area	No of house holds	Population	Waste	Timing	Transfer station
	1	Sector - D1 Komal ice cream	1057	5285	2.6425	6am to 11 am	Sabahagar
	2	Sector - D1 Swantatra Degree College					

Auto III	S.no	Area	No of house holds	Population	Waste	Timing	Transfer station
	1	Sector - G Power House	1168	5840	2.92	6am to 11 am	Sabahagar
	2	Sector - G Multi Activity Center					

Auto IV	S.no	Area	No of house holds	Population	Waste	Timing	Transfer station
	1	Sector - D1 Water tank	1028	5140	2.57	6am to 11 am	Sabahagar

Auto V	S.no	Area	No of house holds	Population	Waste	Timing	Transfer station
	1	Sector -g C.R.P.F	1158	5790	2.895	6am to 11 am	Sabahagar
		Sector -g Masjid					

Rickshaw-I	S.no	Area	No of house holds	Population	Waste	Timing	Transfer station
	1	Sector - D1 Gole Market	258	1290	0.645	6am to 11 am	Sabhagar

Rikshaw II	S.no	Area	No of house holds	Population	Waste	Timing	Transfer station
	1	Sector -D1 New Public School	248	1240	0.62	6am to 11 am	Sabhagar

Rickshaw-III	S.no	Area	No of house holds	Population	Waste	Timing	Transfer station
	1	Sector - D1 City Model College	249	1245	0.6225	6am to 11 am	Sabhagar

Rickshaw-IV	S.no	Area	No of house holds	Population	Waste	Timing	Transfer station
	1	Sector - D1 Sarveshwer mandir	232	1160	0.58	6am to 11 am	Sabhagar

Rickshaw-V	S.no	Area	No of house holds	Population	Waste	Timing	Transfer station
	1	Sector - D1 Shani mandir	148	740	0.37	6am to 11 am	Sabhagar

Rickshaw-VI	S.no	Area	No of house holds	Population	Waste	Timing	Transfer station
	1	Madari Khera	156	780	0.39	6am to 11 am	Sabhagar







S.No	Ward no	Ward Name	No of HH	Total Population	Waste generation @500 gms per head in MT	Tipping Autos	Rickshaw
1	28	Hind Nagar Ward	5364	26820	13.4	5	2

Auto I	S.no	Area	No of house holds	Population	Waste	Timing	Transfer station
	1	Sector- D L.P.S	1037	5185	2.5925	6am to 11 am	Shubham Palace

Auto II	S.no	Area	No of house holds	Population	Waste	Timing	Transfer station
	1	Sindhi colony	976	4880	2.44	6am to 11 am	Shubham Palace
	2	Sector - D Jio park					

Auto III	S.no	Area	No of house holds	Population	Waste	Timing	Transfer station
	1	Sector - d Apna Park	921	4605	2.3025	6am to 11 am	Shubham Palace
	2	Sector - d Kailashpati mandir					
	3	Chini Godam					

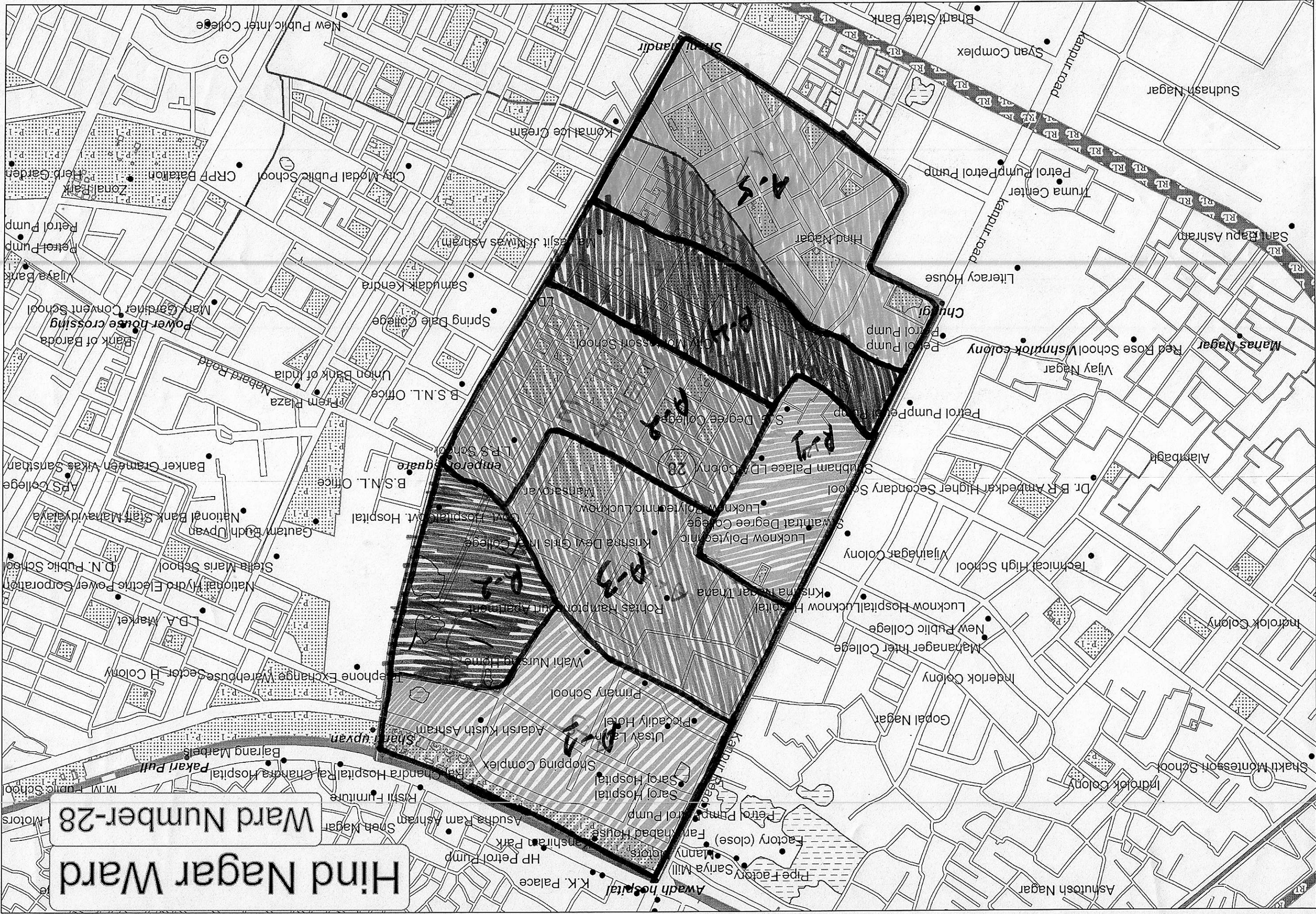
Auto IV	S.no	Area	No of house holds	Population	Waste	Timing	Transfer station
	1	Sector - C1	952	4760	2.38	6am to 11 am	Shubham Palace
	2	Sachiwalay Colony					

Auto V	S.no	Area	No of house holds	Population	Waste	Timing	Transfer station
	1	Hind nagar	989	4945	2.4725	6am to 11 am	Shubham Palace

Rickshaw-I	S.no	Area	No of house holds	Population	Waste	Timing	Transfer station
	1	Baldi khera,ramgarh colony	246	1230	0.615	6am to 11 am	Shubham Palace

Rikshaw II	S.no	Area	No of house holds	Population	Waste	Timing	Transfer station
	1	Barigawa	243	1215	0.6075	6am to 11 am	Shubham Palace







S.No	Ward no	Ward Name	No of HH	Total Population	Waste generation @500 gms per head in MT	Tipping Autos	Rickshaw
1	12	Sharda Nagar Ward 2	6253	31265	15.6	6	2

Auto I	S.no	Area	No of house holds	Population	Waste	Timing	Transfer station
	1	Rajni Khand Sector 1	982	4910	2.455	6am to 11am	South City
	2	Rajni Khand Sector 2					
	3	Rajni Khand Sector 3					
	4	Rajni Khand Sector 4					

Auto II	S.no	Area	No of house holds	Population	Waste	Timing	Transfer station
		Rajni Khand Sector 5	974	4870	2.435	6am to 11am	South City
		Rajni Khand Sector 6					
		Rajni Khand Sector 7					
		Rajni Khand Sector 8					

Auto III	S.no	Area	No of house holds	Population	Waste	Timing	Transfer station
		South City A block	898	4490	2.245	6am to 11am	South City
		South City B block					
		South City C block					
		South City D block					
		South City E block					

Auto IV	S.no	Area	No of house holds	Population	Waste	Timing	Transfer station
		South City F block	873	4365	2.1825	6am to 11am	South City
		South City G block					
		South City H block					
		South City I block					
		South City J block					

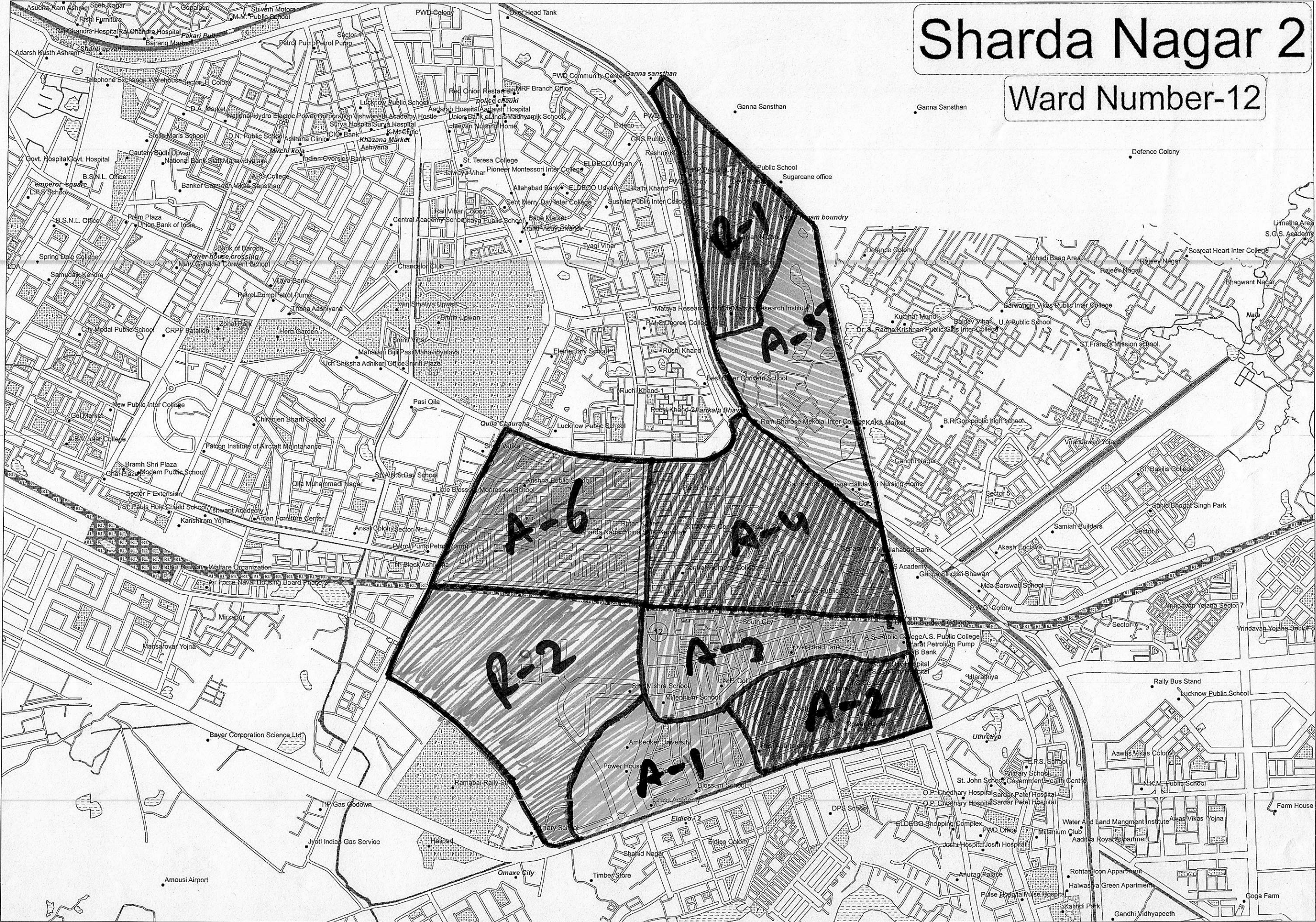
Auto V	S.no	Area	No of house holds	Population	Waste	Timing	Transfer station
	1	Sainik Nagar	987	4935	2.4675	6am to 11am	South City
	2	Senani Vihar					

Auto VI	S.no	Area	No of house holds	Population	Waste	Timing	Transfer station
	1	Ratan Khand	976	4880	2.44	6am to 11am	South City

Rickshaw-I	S.no	Area	No of house holds	Population	Waste	Timing	Transfer station
	1	Sarportganj	285	1425	0.7125	6am to 11am	South City

Rikshaw II	S.no	Area	No of house holds	Population	Waste	Timing	Transfer station
		Kuber bagiya	278	1390	0.695	6am to 11am	South City







S.No	Ward no	Ward Name	No of HH	Total Population	Waste generation @500 gms per head in MT	Tipping Autos	Rickshaw
1	56	Vidyawati 1	5200	26000	13.0	5	2

Auto I	S.no	Area	No of house holds	Population	Waste	Timing	Transfer station
	1	Sector m	1142	5710	2.855	6am to 11am	Sabhagar

Auto II	S.no	Area	No of house holds	Population	Waste	Timing	Transfer station
	1	Sector k Mirchi Cola	848	4240	2.12	6am to 11am	Sabhagar

Auto III	S.no	Area	No of house holds	Population	Waste	Timing	Transfer station
		Sector k Central Academy	878	4390	2.195	6am to 11am	Sabhagar

Auto IV	S.no	Area	No of house holds	Population	Waste	Timing	Transfer station
	1	Sector M1	858	4290	2.145	6am to 11am	Sabhagar

Auto V	S.no	Area	No of house holds	Population	Waste	Timing	Transfer station
	1	Sector F	938	4690	2.345	6am to 11am	Sabhagar
	2	Sector F Ext.					

Rickshaw-I	S.no	Area	No of house holds	Population	Waste	Timing	Transfer station
	1	Sector E ramleela Maidan	278	1390	0.695	6am to 11am	sabhagar

Rikshaw II	S.no	Area	No of house holds	Population	Waste	Timing	Transfer station
	1	Sector E Sabhasad	258	1290	0.645	6am to 11 am	Sabhagar







S.No	Ward no	Ward Name	No of HH	Total Population	Waste generation @500 gms per head in MT	Tipping Autos	Rickshaw
1	2	Raja Bijli Pasi 2 Ward	6374	31870	15.9	5	5

Auto I	S.no	Area	No of house holds	Population	Waste	Timing	Transfer station
		new gurora	1045	5225	2.6125	6am to 11am	Sabhagar

Auto II	S.no	Area	No of house holds	Population	Waste	Timing	Transfer station
		shanti nagar	987	4935	2.4675	6am to 11am	Sabhagar
		sainik					

Auto III	S.no	Area	No of house holds	Population	Waste	Timing	Transfer station
		omex city	1175	5875	2.9375	6am to 11am	South city
		seema city					
		himalayan city					

Auto IV	S.no	Area	No of house holds	Population	Waste	Timing	Transfer station
		behasa	972	4860	2.43	6am to 11am	Sabhagar
		bhukant vihar					

Auto V	S.no	Area	No of house holds	Population	Waste	Timing	Transfer station
		Sector o ext	871	4355	2.1775	6am to 11am	Sabhagar

Rickshaw-I	S.no	Area	No of house holds	Population	Waste	Timing	Transfer station
		Chilawan	275	1375	0.6875	6am to 11am	Sabhagar

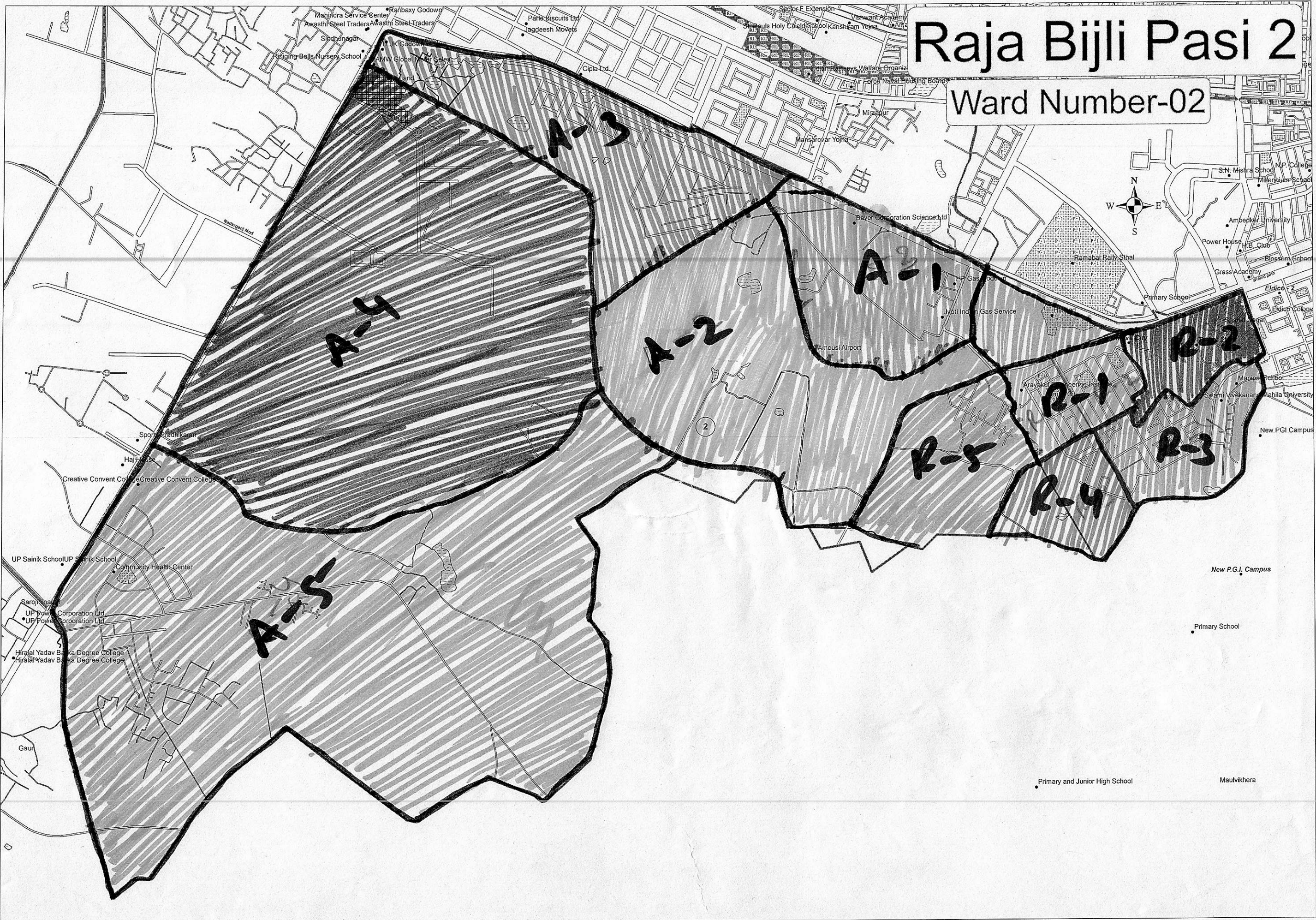
Rikshaw II	S.no	Area	No of house holds	Population	Waste	Timing	Transfer station
		Chilawan	282	1410	0.705	6am to 11am	Sabhagar

Rickshaw-III	S.no	Area	No of house holds	Population	Waste	Timing	Transfer station
		Chilawan	263	1315	0.6575	6am to 11am	Sabhagar

Rickshaw-IV	S.no	Area	No of house holds	Population	Waste	Timing	Transfer station
		Chilawan	246	1230	0.615	6am to 11am	Sabhagar

Rickshaw-V	S.no	Area	No of house holds	Population	Waste	Timing	Transfer station
		Chilawan	258	1290	0.645	6am to 11am	Sabhagar







S.No	Ward no	Ward Name	No of HH	Total Population	Waste generation @500 gms per head in MT	Tipping Autos	Rickshaw
1	3	Raja Bijli Pasi 1 Ward	5267	26335	13.2	5	2

	S.no	Area	No of house holds	Population	Waste	Timing	Transfer station
Auto I		Sector L	1078	5390	2.695	6am to 11am	Sabhagar
		Bangla bazar					

	S.no	Area	No of house holds	Population	Waste	Timing	Transfer station
Auto II		Sector N	936	4680	2.34	6am to 11am	Sabhagar
		Sector N1					

	S.no	Area	No of house holds	Population	Waste	Timing	Transfer station
Auto III		Transport nagar	938	4690	2.345	6am to 11am	Sabhagar

	S.no	Area	No of house holds	Population	Waste	Timing	Transfer station
Auto IV		Sector O mansarover	856	4280	2.14	6am to 11am	Sabhagar

	S.no	Area	No of house holds	Population	Waste	Timing	Transfer station
Auto V		Sunrise	927	4635	2.3175	6am to 11am	Sabhagar
		Sulabh awas					

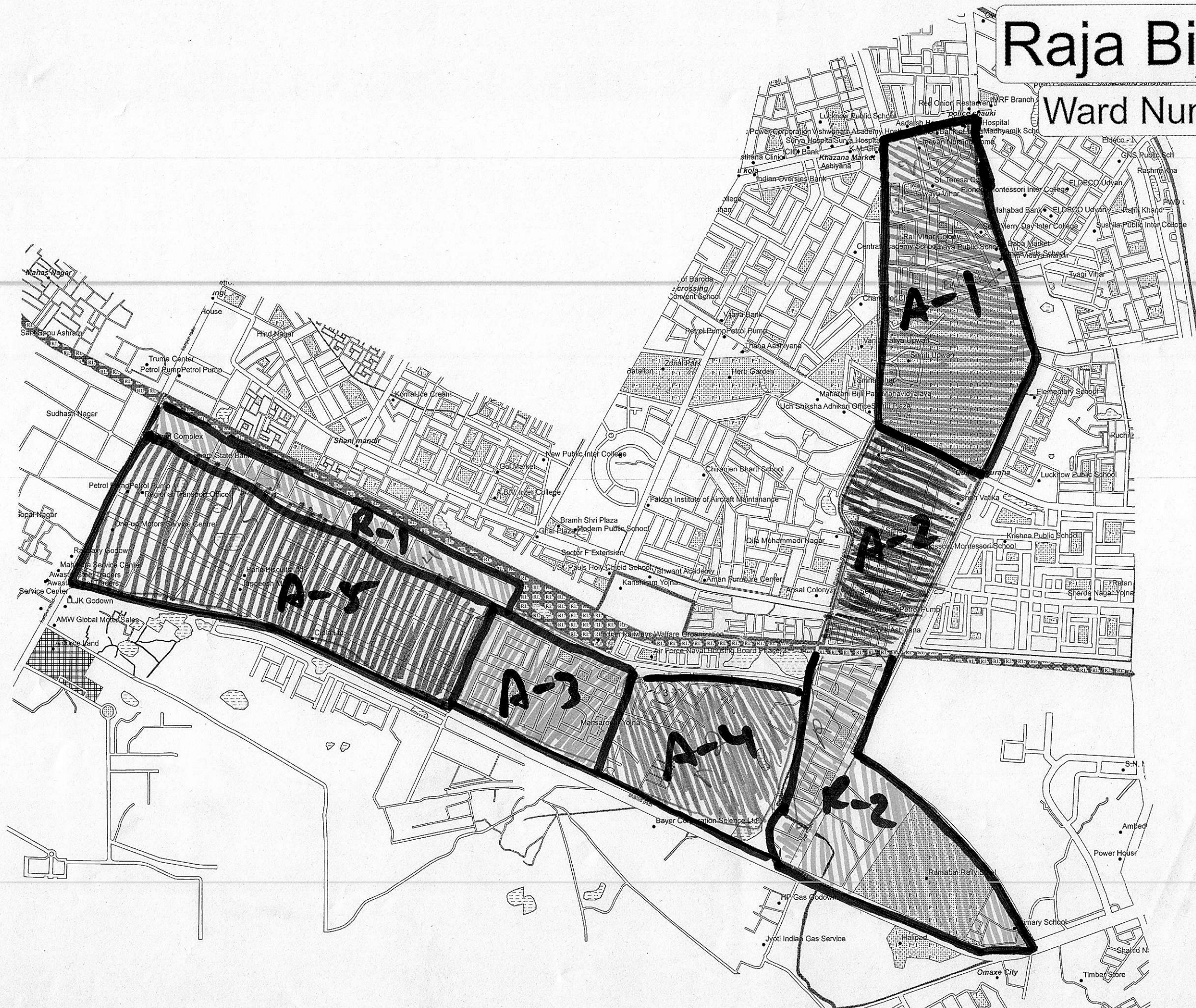
	S.no	Area	No of house holds	Population	Waste	Timing	Transfer station
Rickshaw-I		Munshi Khera	245	1225	0.6125	6am to 11am	Sabhagar

	S.no	Area	No of house holds	Population	Waste	Timing	Transfer station
Rikshaw II		Khawajapur	287	1435	0.7175	6am to 11am	Sabhagar



Ward Number-03

Ganna Sansthan





S.No	Ward no	Ward Name	No of HH	Total Population	Waste generation @500 gms per head in MT	Tipping Autos	Rickshaw
1	14	Ibrahimpur Ward 2	5974	29870	14.9	5	4

	S.no	Area	No of house holds	Population	Waste	Timing	Transfer station
Auto I	1	Eldeco 2nd (A)	1150	5750	2.875	6am to 11am	South city

	S.no	Area	No of house holds	Population	Waste	Timing	Transfer station
Auto II	1	Eldeco 2nd (B)	1265	6325	3.1625	6am to 11am	South city

	S.no	Area	No of house holds	Population	Waste	Timing	Transfer station
Auto III	1	Sarswatipuram	802	4010	2.005	6am to 11am	South city

	S.no	Area	No of house holds	Population	Waste	Timing	Transfer station
Auto IV	1	Sector 10 Vrindavan yojna	778	3890	1.945	6am to 11am	South city

	S.no	Area	No of house holds	Population	Waste	Timing	Transfer station
Auto V		Sector 1 Vrindavan yojna	845	4225	2.1125	6am to 11am	South city
		Sector 2 Vrindavan yojna					
		Sector 3 Vrindavan yojna					
		Sector 4 Vrindavan yojna					

	S.no	Area	No of house holds	Population	Waste	Timing	Transfer station
Auto VI	1	Charanbhatta Road	735	3675	1.8375	6am to 11am	South city

	S.no	Area	No of house holds	Population	Waste	Timing	Transfer station
Rickshaw-I	1	Sheetal khera	187	935	0.4675	6am to 11am	South city

	S.no	Area	No of house holds	Population	Waste	Timing	Transfer station
Rikshaw II	1	Baruli Gaon	212	1060	0.53	6am to 11am	South city



